



**MEMBERS**

John Vasquez  
Chair  
*Supervisor, Solano County, District 4*

Lori Wilson  
Vice-Chair  
*Mayor, City of Suisun*

Steve Young  
*Mayor, City of Benicia*

Steve Bird  
*Mayor, City of Dixon*

Harry Price  
*Mayor, City of Fairfield*

Ronald Kott  
*Mayor, City of Rio Vista*

Ron Rowlett  
*Mayor, City of Vacaville*

Robert McConnell  
*Mayor, City of Vallejo*

Erin Hannigan  
*Supervisor, Solano County, District 1*

Monica Brown  
*Supervisor, Solano County, District 2*

Jim Spering  
*Supervisor, Solano County, District 3*

Mitch Mashburn  
*Supervisor, Solano County, District 5*

**SUPPORT STAFF**

Birgitta E. Corsello  
*Solano County Administrator's Office*

Daryl Halls  
*Solano Transportation Authority*

Aaron Busch  
*City of Vacaville*

**SOLANO  
City-County Coordinating Council  
SPECIAL MEETING**

**AGENDA | April 22, 2021**

**ZOOM Meeting Connection Information:**

Click [HERE](#) to join the Zoom Meeting on a phone, computer or tablet device  
Meeting ID: 848 8042 6980 / Passcode: 780354  
AND/OR Call (408) 638-0968, Meeting ID: 848 8042 6980 / Passcode: 780354

**6:30 P.M. start time**

**PURPOSE STATEMENT – City County Coordinating Council**

“To discuss, coordinate, and resolve City/County issues including but not necessarily limited to land use, planning, duplication of services/improving efficiencies, as well as other agreed to topics of regional importance, to respond effectively to the actions of other levels of government, including the State and Federal government, to sponsor or support legislation at the State and Federal level that is of regional importance, and to sponsor or support regional activities that further the purpose of the Solano City-County Coordinating Council.”

*Time set forth on agenda is an estimate. Items may be heard before or after the times designated.*

**ITEM**

**AGENCY/STAFF**

**I. CALL TO ORDER (6:30 p.m.)**

Roll Call

**II. APPROVAL OF AGENDA (6:31 p.m.)**

**III. OPPORTUNITY FOR PUBLIC COMMENT (6:35 p.m.)**

Due to COVID-19 and to protect County staff and members of the public, the CCCC's meeting will take place virtually. This precaution is being taken pursuant to the authority conferred by Governor Newsom's Executive Order N-29-20. All or some of the CCCC members will attend the meeting telephonically and participate in the meeting to the same extent as if they were present. To submit public comments, please see options below:

By email / postal:

If you wish to address any item listed on the CCCC's agenda by written comment, please submit comments in writing to Matthew A. Davis, Senior Management Analyst / Public Communications Officer by U.S. Mail or by email. Written comments must be received no later than 5:00 P.M. on the Wednesday prior to the meeting. The email address for Mr. Davis is [MADavis@SolanoCounty.com](mailto: MADavis@SolanoCounty.com). The mailing address is Matthew A. Davis, County Administrator's Office, 675 Texas Street, Suite 6500, Fairfield, CA 94533. Copies of comments received will be provided to the CCCC's members and will become a part of the official record but will not be read aloud at the meeting.

By telephone:

To submit comments verbally from your phone during the meeting, you may do so by dialing (323) 457-3408, Meeting ID number 744-453-748. Once entered in the meeting, you will be able to hear the meeting and will be called upon to speak during the public speaking period.

The County of Solano does not discriminate against persons with disabilities. If you wish to participate in this meeting and you will require assistance to do so, please call Matthew A. Davis at the County Administrator's Office at (707) 784-6111 at least 24 hours in advance of the event to make reasonable arrangements to ensure accessibility to this meeting.



**IV. CONSENT CALENDAR**

Chair

- 1. Approval of Minutes for March 4, 2021

***ACTION ITEM***

**V. REGULAR CALENDAR**

- (1) Presentation: Clean Energy

Presenters: Sebastian Conn, Community Development Manager, MCE

- (2) Presentation: Community Health Assessment

Presenters: Dr, Bela Matyas, Public Health Officer, Solano County

**VI. ANNOUNCEMENTS**

**VII. CCCC CLOSING COMMENTS**

**ADJOURNMENT:** The next City-County-Coordinating Council meeting is scheduled for Thursday, August 19, 2021 at 6:30 p.m.



# SOLANO

## City-County Coordinating Council Staff Report

Meeting of: April 22, 2021

Staff / Agency: Sebastian Conn,  
Community Development Manager, MCE

Agenda Item No. V.1

### TITLE / SUBJECT

Receive a presentation from MCE on clean energy activities in Solano County

### BACKGROUND

MCE is a local, not-for-profit, public electricity provider that provides customers the choice of receiving either 60% or 100% of their energy from clean, renewable sources. Formed in 2008 as California’s first Community Choice Aggregation program, MCE currently serves more than one million residents and businesses in 36 member communities across Contra Costa, Marin, Napa, and Solano Counties.

MCE has served residents and businesses in Benicia since 2015, Unincorporated Solano since 2020, and Vallejo since April 2021. Beginning in April 2022, the City of Fairfield will also be enrolled in MCE service.

MCE’s mission is to address climate change by reducing energy-related greenhouse gas emissions while creating more equitable communities. MCE does this by offering customers electricity service options with more than twice the amount of renewable energy as a traditional utility service, while providing numerous customer programs and services.

As a local public agency, MCE is governed by a 30-member Board of Directors comprised of one elected Councilmember or Supervisor from each of our member communities. Each city, town, or county appoints an elected official to represent their community.

### DISCUSSION

Receive a presentation from MCE regarding the agency’s ongoing engagement activities in Solano County as well as 2020-2021 agency highlights.

### RECOMMENDATION

Staff recommends that the CCCC receive a presentation from MCE on clean energy activities in Solano County.



My community.  
My choice.

# MCE

A local, not-for-profit electricity provider

City County Coordinating Council

April 22, 2021

# How Climate Change Impacts Us All

## Rising Temperatures

2020 Extreme Heat Storm

## Extreme Weather

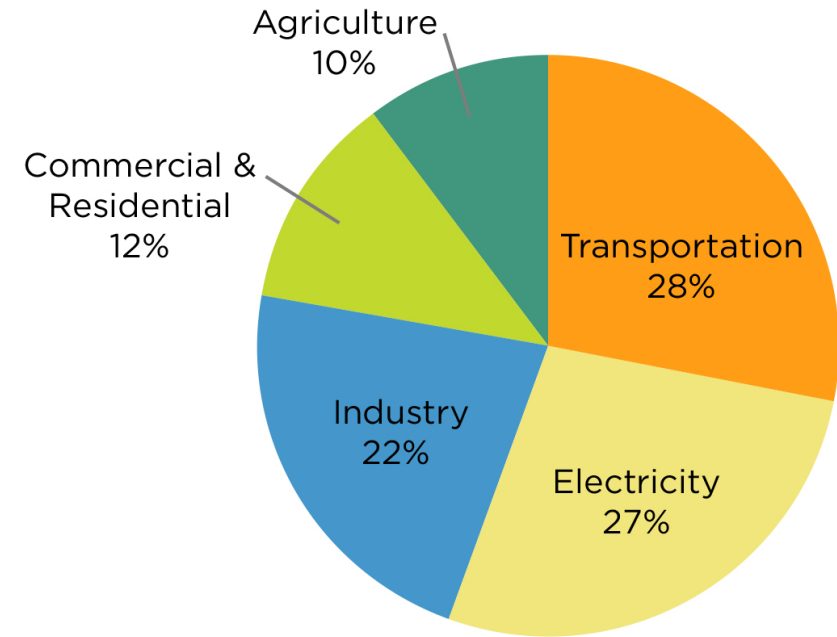
Wildfires, sea level rise, drought

## Health Impacts

Longer allergen season, higher rates of asthma



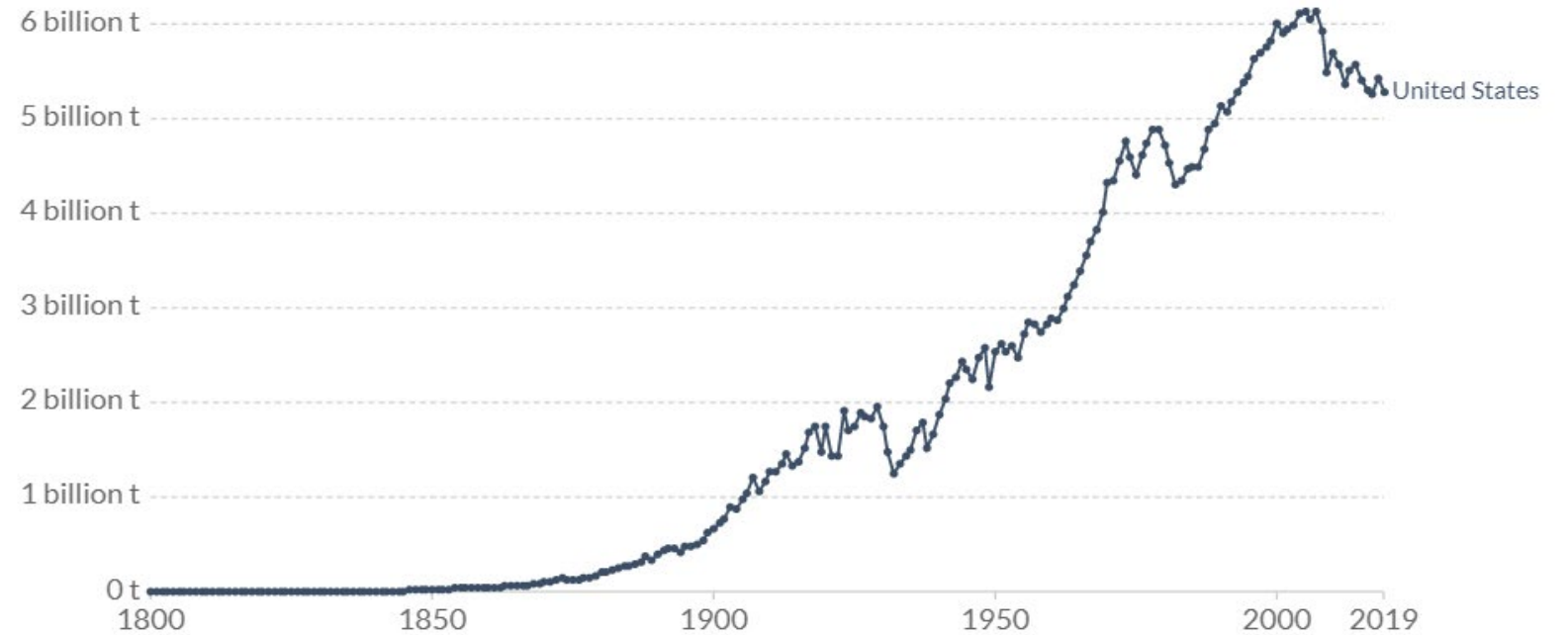
# Our Emissions Count



Total U.S. GHG  
Emissions by  
Economic Sector  
2018

## Annual CO2 Emissions

Carbon dioxide (CO<sub>2</sub>) emissions from the burning of fossil fuels for energy and cement production. Land use change is not included.



## OUR MISSION

Address climate change by reducing energy-related greenhouse gas emissions

**Renewable energy and energy efficiency**

**Cost-competitive rates**

**Economic and workforce benefits**

**More equitable communities**

# Community Choice Aggregation




- Local not-for-profit government agency
- Default service provider in opt out model
- CCA takes over generation services, offering customer choice

Enabling  
Legislation  
AB 117, 2002



# How Electric Service Works



## SOURCE

Buys and builds  
cleaner energy

**MCE**

## DELIVERY

Delivers energy, maintains  
lines, and sends bills

**PG&E**

## CUSTOMER

Benefits from renewables,  
choice, and local control

**YOU**

# CCAs in California

24 active  
CCAs

11 Million  
Customers

**Redwood Coast Energy Authority:**  
Humboldt County, water district & 7 cities

**Sonoma Clean Power:**  
Sonoma & Mendocino Counties

**MCE:** Marin & Napa Counties,  
Solano County & 1 city, Unincorporated  
Contra Costa County & 13 cities

**CleanPowerSF:** San Francisco County

**East Bay Community Energy:**  
Unincorporated Alameda County & 11 cities

**Peninsula Clean Energy:**  
Unincorporated San Mateo County & 20 cities

**San Jose Clean Energy:** City of San Jose

**Silicon Valley Clean Energy:**  
Unincorporated Santa Clara County & 12 cities

**King City Community Power:** City of King City

**Monterey Bay Community Power:**  
Unincorporated Monterey, San Benito & Santa Cruz  
Counties & 18 cities

Morro Bay  
San Luis Obispo  
Grover Beach  
Arroyo Grande  
Pismo Beach

**Lancaster Choice Energy:** City of Lancaster

**Apple Valley Choice Energy:** City of Apple Valley

**Pico Rivera Innovative Municipal Energy:** City of Pico Rivera

**San Jacinto Power:** City of San Jacinto  
**Clean Power Alliance:** Unincorporated Ventura County & 7 cities,  
Unincorporated Los Angeles County & 22 cities

**Desert Community Energy:** City of Palm Springs

**Rancho Mirage Energy Authority:** City of Rancho Mirage

**Solana Energy Alliance:** City of Solana Beach

**Clean Energy Alliance:** Cities of Carlsbad, Del Mar, Solana Beach

**San Diego Community Power:** Cities of San Diego, Chula Vista, La Mesa, Encinitas, Imperial Beach

**Butte Choice Energy:**  
Unincorporated Butte County & Chico

**Pioneer Community Energy:**  
Unincorporated Placer County & 5 cities

**Valley Clean Energy Alliance:**  
Yolo County & cities of  
Woodland & Davis




- Serving Customers
- Implementation Plan Filed
- Considering CCA



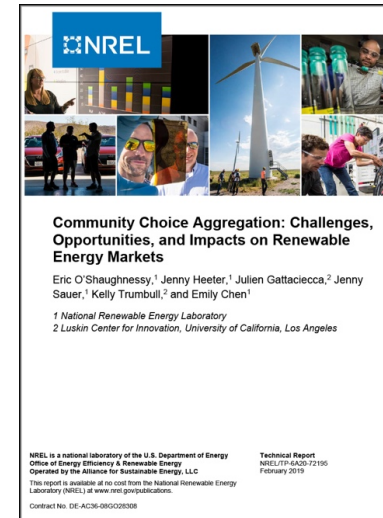
# Research Institutions Validate CCAs

“CCAs in California have played an important role in accelerating the state’s transition to zero-carbon electricity. The vast majority of CCAs procure more Renewable energy than the investor-owned utilities they compete with. Furthermore, CCAs purchased twice as much renewable energy than required by the state from 2011 to 2019.”

UCLA



NREL



“California CCAs have emphasized procurement of in-state renewable energy... [and] have signed long-term contracts for new renewable energy projects.”

**Source:** *The Role of Community Choice Aggregators in Advancing Clean Energy Transitions: LESSONS FROM CALIFORNIA*, Los Angeles, CA, **UCLA Luskin Center for Innovation**.

**Source:** *Community Choice Aggregation: Challenges, Opportunities, and Impacts on Renewable Energy Markets*, Golden, CO: **National Renewable Energy Laboratory**.

# MCE Customer Benefits

Not-for-profit,  
public  
agency



Clean  
Energy  
Leadership



Innovative  
and  
Efficient



**Community  
Benefits**

No Shareholders  
Board of Local  
Elected Officials  
Stable and  
Competitive Rates

60% Renewable  
Compared to 29%  
Meeting State Goals  
13 Years Early

~ 90% of Revenues go  
to Purchasing Power  
"A" Credit Rating

~ \$180M Local  
Reinvestment  
\$1.6B to New  
Renewables  
Customer Programs



## New Community Engagement

25+ community presentations

~3,000 monthly Enrollment  
Webpage views

~200 large commercial  
proactive outreach

- Serving Benicia since 2015
- Unincorporated Solano County  
20k enrolled in 2020
- Vallejo enrolling April 2021  
52k eligible accounts
- Fairfield enrolling 2022  
42k eligible accounts
- Eligible Enrollment in 2023:  
*Vacaville, Dixon, Suisun City, and  
Rio Vista*
- Solano communities:  
86% current participation rate

# Community Benefits

MCE Rebate  
+  
CALeVIP Grant



Ag-specific  
Demand  
Management



Solar  
+  
Storage



# 2020-21 Solano Engagement



## Sponsorships/Partnerships

- Solano County Farm Bureau – Premier Member
- Solano Filipino American Chamber
- Solano Hispanic Chamber
- Solano Land Trust
- Benicia Chamber
- Benicia Main Street
- Benicia Tree Foundation
- Vallejo Chamber
- Travis Credit Union Foundation
- The Leaven
- Vallejo Pista Sa Nayan Festival



# 2020-2021 Highlights



- **\$10M Board approved** MCE Cares Bill Credit for most vulnerable customers
- **\$6M Board approved** Energy Storage Program for resiliency including, including revolving loan fund + \$4 million revolving loan fund
- **Earned 3rd credit rating:** “A” from S&P
- **800+ Electric Vehicle (EV)** Charging Stations supported by MCE rebates across service area, to date
- **10+ new partnerships** developed w/Solano community based organizations
- Developed residential and small business online **COVID-19 Resource Pages** w/ over 100 local relief programs



Thank You

**Sebastian Conn**

Community Development Manager

[sconn@mcecleanenergy.org](mailto:sconn@mcecleanenergy.org)





# SOLANO

## City-County Coordinating Council Staff Report

**Meeting of: April 22, 2021**

**Staff / Agency:** Bela Matyas, Public Health Officer, Solano County

**Agenda Item No. V.2**

### **TITLE / SUBJECT**

Receive a presentation on the Solano County Community Health Assessment (CHA)

### **BACKGROUND**

Solano Public Health, together with Kaiser Permanente, NorthBay Healthcare and Sutter Health, conducted a Community Health Assessment of Solano County in 2020. Health sector data and community input were used to identify and prioritize health needs for Solano residents, resulting in eight prioritized health needs. The findings from this Community Health Assessment will be used to develop a Community Health Improvement Plan for Solano County.

### **DISCUSSION**

Solano Public Health is required to conduct periodic Community Health Assessments in order to achieve and maintain Public Health Accreditation by the Public Health Accreditation Board, and the County's three hospital systems are required to conduct periodic Community Health Assessments as part of their non-profit status. The 2020 CHA for Solano County was conducted as a collaborative partnership among the hospitals and County. Utilizing health sector data and considerable community input, eight prioritized health needs were identified for the County. These will be the basis for developing a Community Health Improvement Plan for Solano County. The presentation will briefly describe the process for conducting the CHA, provide a demographic overview of the County, and then review the eight prioritized health needs.

### **RECOMMENDATION**

Staff recommends that the CCCC receive a presentation on the Solano County CHA

# Solano County Community Health Assessment (CHA)

DR. BELA MATYAS, SOLANO COUNTY PUBLIC HEALTH

---

**CITY COUNTY COORDINATING COUNCIL**

**APRIL 22, 2021**

Healthy People – Healthy Community



# Agenda

- Introduce the Community Health Assessment (CHA)
- Highlight the three pillars of the 2020 CHA
- Present County Demographic Overview
- Review eight identified and prioritized health needs

# Pillars of the 2020 CHA

- Racial health inequities as a Public Health issue
- Social Belonging
- Trauma over the life course

# CHA Process Map



# How was community involved in the process?

- A broad range of community members provided input through key informant interviews, group interviews, and focus groups (in multiple languages).
- In total, the research team consulted 125 unique individuals with knowledge, information, and expertise relevant to the health needs of the community.
  - Including 27 service providers from these eight sectors



# Prioritization Process


**In-Person Ranking**  
(Round 1)



**25%**

plus

**In-Person Ranking**  
(Round 2)



**25%**

plus

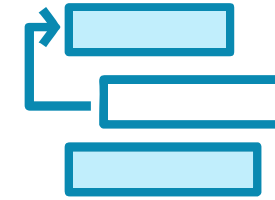
**Online Ranking**  
(Round 3)



**50%**



**Final Ranking**  
(All Rounds Reconciled)



**100%**

**182 participants**  
Healthy Solano Collaborative  
Partner Organizations and Clients  
Community members through social media

Healthy People – Healthy Community



**SOLANO  
PUBLIC  
HEALTH**





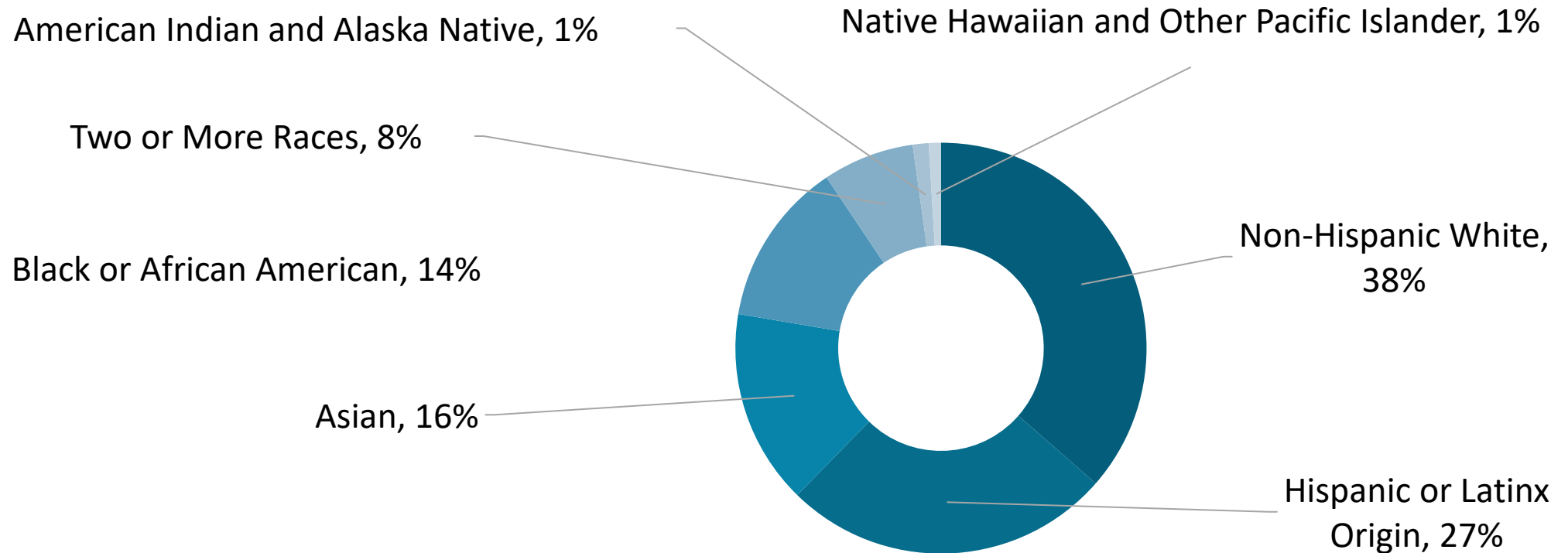
# Prioritized Health Needs

Final Rank	Health Need	Weighted Score	Solano Rank	Vacaville Rank	Vallejo Rank
1	Economic Security	3.00	4	1	3
2	Housing	3.25†	1	6	5
3	Access to Care	3.25	2	3	6
4	Education	4.00	3	8*	2
5	Violence and Injury Prevention	4.50	6	5	1
6	Behavioral Health	4.75	5	2	7
7	Healthy Eating / Active Living	6.00	8	4	4
8	Maternal and Infant Health	7.25	7	7	8

Healthy People – Healthy Community



# County Overview: Solano County Race/Ethnicity



All data in the demographic section pulled from U.S. Census Bureau, American Community Survey (2019).

# Solano County Education

Of persons age 25 years or older:



**88%** had graduated from high school or higher



**26%** had a Bachelor's degree or higher

All data in the demographic section pulled from U.S. Census Bureau, American Community Survey (2019).

Healthy People – Healthy Community



# Income and Poverty in Solano County

**\$81K**

was the median household income\*

**\$37K**

was the per capita income in past 12 months\*

**9.5%**

persons were living in poverty

**\$53K**

was the lowest median household income\* (South/Central Vallejo)

**20.4%**

persons were living in poverty in South/Central Vallejo

*\*in 2019 dollars*

All data in the demographic section pulled from U.S. Census Bureau, American Community Survey (2019).

*\*in 2019 dollars*

Healthy People – Healthy Community




SOLANO  
PUBLIC  
HEALTH



# Geographic Differences

Area	Zip code	Percent People of Color (Hispanic or Non-white)	Percent Below Federal Poverty (less than or equal to 100% FPL)	Percent Uninsured
Benicia	94510	34.8%	7.0%	2.9%
East Fairfield	94533	73.6%	11.0%	8.7%
West Fairfield	94534	56.8%	3.6%	2.6%
Travis AFB	94535	46%	7.9%	0%
Rio Vista	94571	35%	13.2%	5.4%
Suisun City	94585	73.9%	9.3%	7.6%
North Vallejo	94589	82.5%	11.3%	5.8%
South/Central Vallejo	94590	74%	20.4%	10.3%
East Vallejo	94591	72.8%	8.5%	5.6%
Mare Island	94592	71%	15.3%	10.1%
Dixon	95620	54%	10.2%	10.8%
East Vacaville	95687	51%	6.8%	5.9%
West Vacaville	95688	44.6%	7.7%	7.6%
Solano County		62%	9.5%	6.8%
CA State		62.8%	13.4%	10.6%

 = Higher than State

 = Higher than State

All data in the demographic section pulled from U.S. Census Bureau, American Community Survey (2019).

Note: Mare Island Population is <1,000 including students

Healthy People – Healthy Community



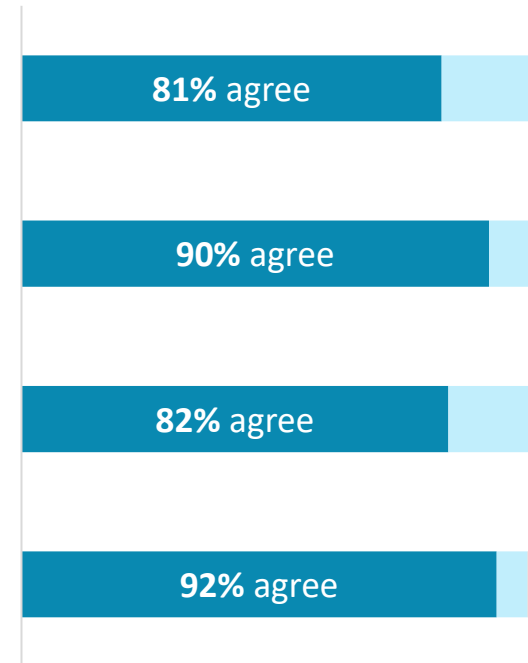
# Community's Views on Racial Health Inequities

Society is made up of institutions and systems that create unequal health outcomes among different racial and ethnic groups.

Racism and biased policies and practices impact our lives and communities.

Racism plays a large role in shaping health.

Interpersonal (face-to-face) racism impacts mental and physical health.



■ Strongly Agree/Agree   ■ Strongly Disagree/ Disagree   ■ Don't Know

**182 participants**

Healthy Solano Collaborative  
Partner Organizations and Clients  
Community members through social media



# Eight Prioritized Health Needs (ranked)

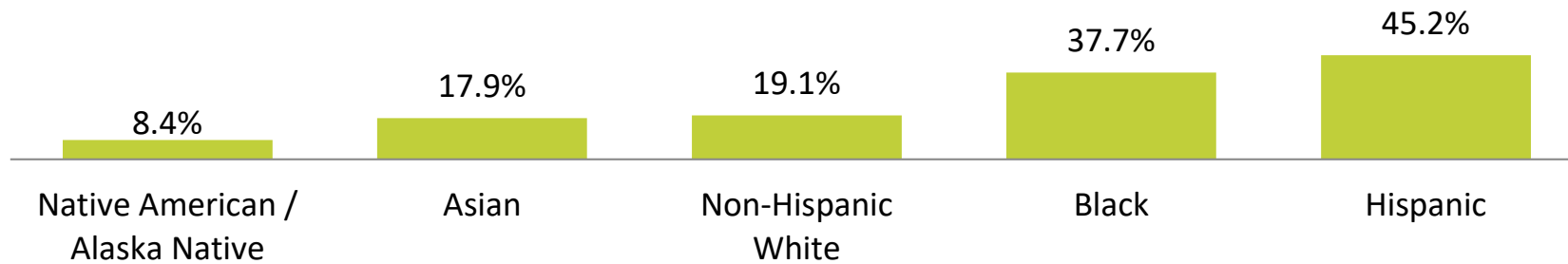
1. Economic Security
2. Housing
3. Access to Care
4. Education
5. Violence and Injury Prevention
6. Behavioral Health
7. Healthy Eating and Active Living
8. Maternal and Infant Health

# Economic Security

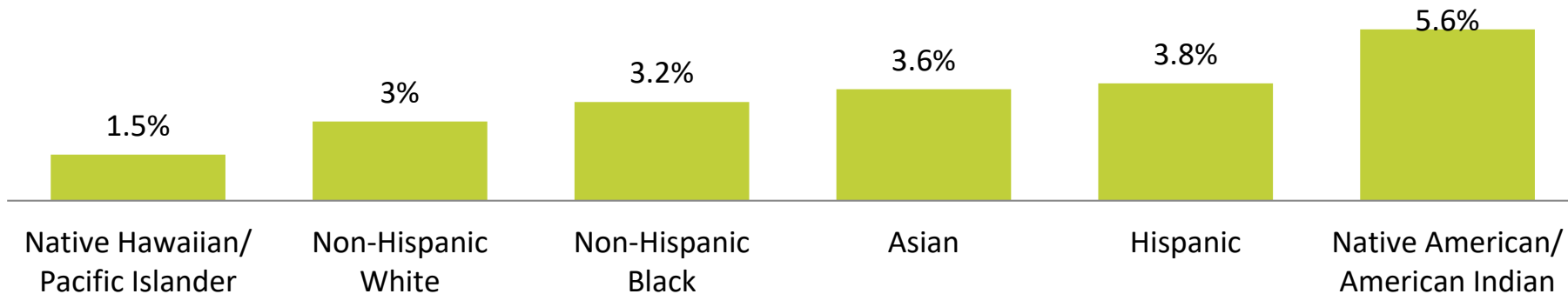
**\$81,472**

Median household income in 2019

## Children Living in Households Below 100% Federal Poverty Line



## Uninsured Children



## Household Income Disparities

- Hispanic/Latinx households earned **17% less** than the median income
- African American or Black households earned **25% less** than the median income

Healthy People – Healthy Community

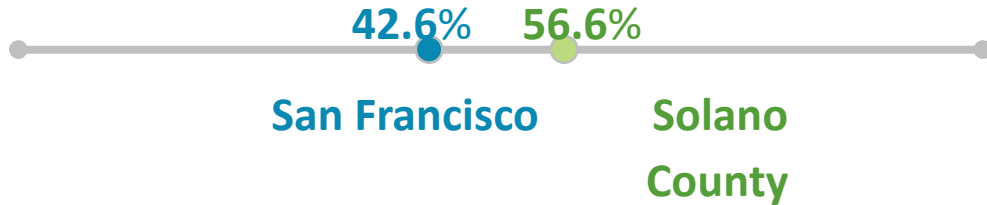






# Housing

Cost-burdened Households – spend 30% income or more on housing



Individuals by income level that spend 30% or more of their income on rent, Solano County

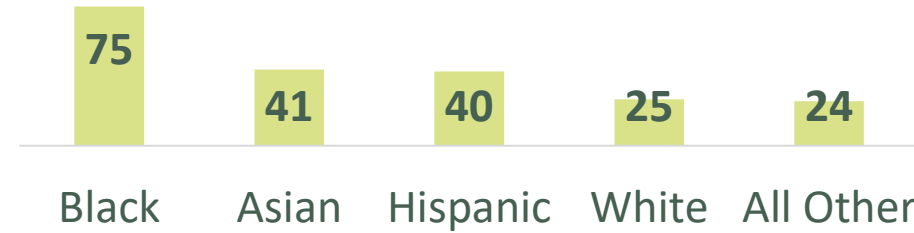
11%	\$75,000 or More
47%	\$50,000 - \$75,000
63%	\$35,000 - \$50,000
78%	\$20,000 - \$35,000
90%	\$20,000 or Less



Community-Identified Themes

- Less affordable and Section 8 housing available due to **influx of East Bay residents** to the region
- Increasing **housing costs**, prevalence of **multi-family housing** arrangements
- Increase in **older adult population** in housing insecurity
- Lack of long term support for people experiencing **homelessness**

Percent families with children under 5 years old, paying more than 30% income on housing



What might have prevented homelessness?

30% Employment Assistance

25% Alcohol/Drug Counseling

24% Rent/Mortgage Assistance

24% Mental Health Services

**1,151** individuals were counted in the 2019 Point-in-Time (PiT) count of people experiencing homelessness.

**31%** of PiT respondents have at least one disabling condition



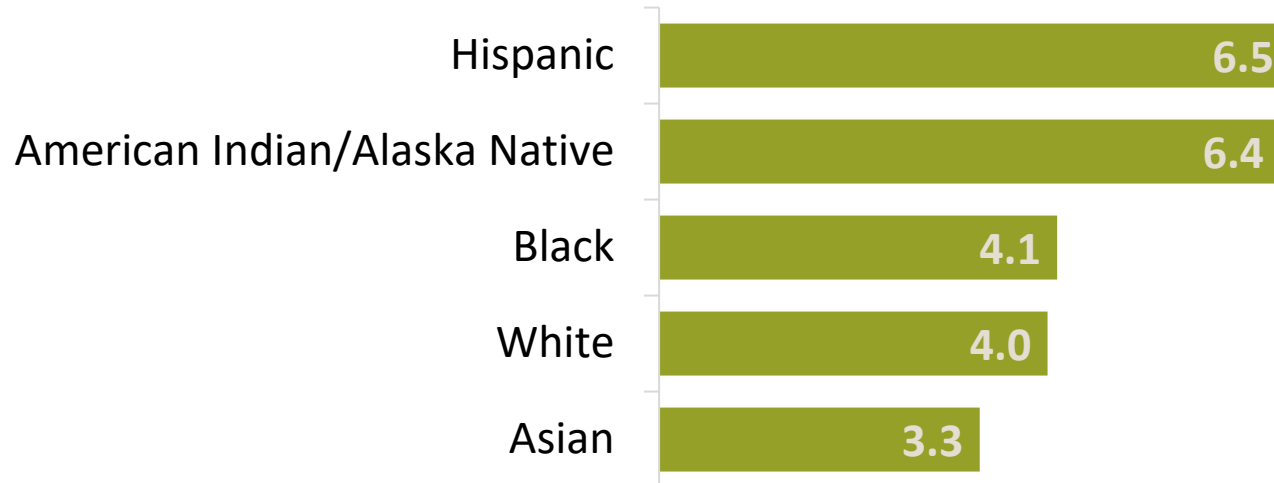


# Access to Care

## Recent Primary Care Visit



## Uninsured Population (percent)



## Barriers to Access to Care



### Community-Identified Themes

- **Lack of awareness** of services available
- **Long waiting times**, short appointments
- **Lack of culturally competent care** and bedside manner
- **Health systems in siloes** (e.g., primary care and mental health, senior services and hospitals)

Healthy People – Healthy Community



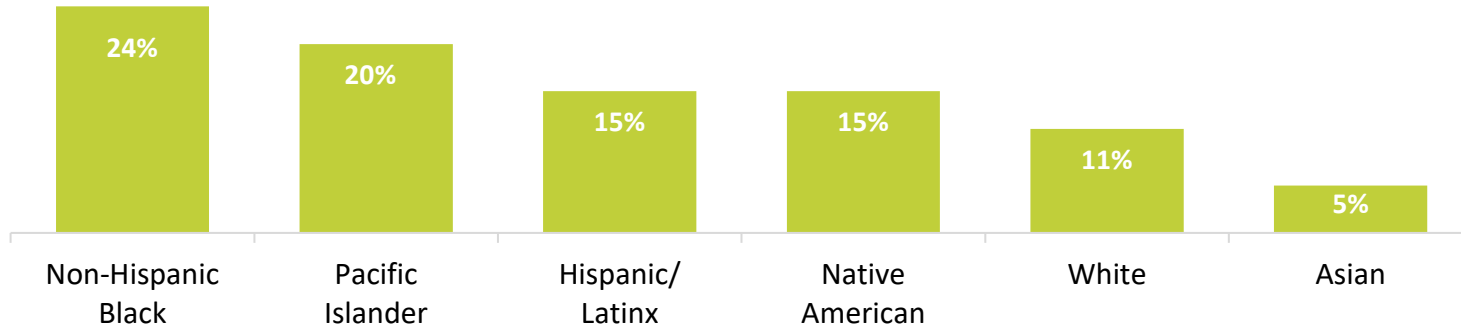
SOLANO PUBLIC HEALTH



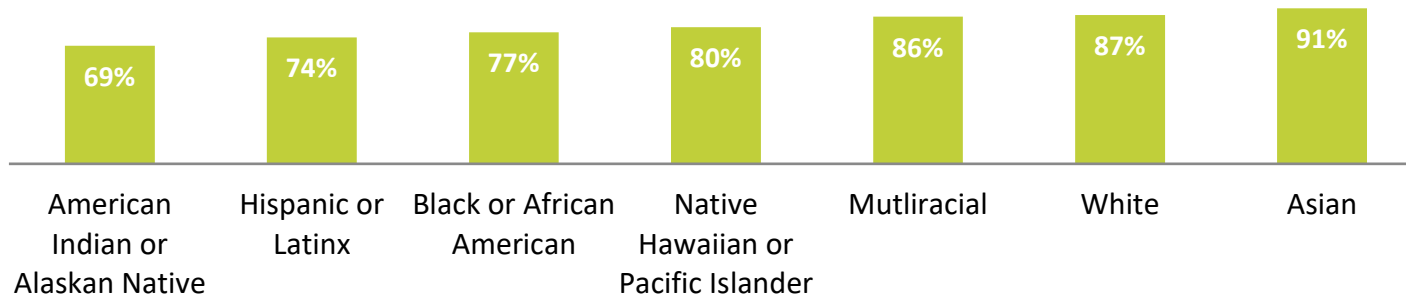


# Education

## Chronic absenteeism



## High school graduation rates



“You have students that aren’t going to school, but what are the key factors of why they’re not going to school? We have to look at these root factors”- Service Provider

## Suspensions (K-12, rate per 100 students enrolled)



## Expulsions (K-12, rate per 100 students enrolled)



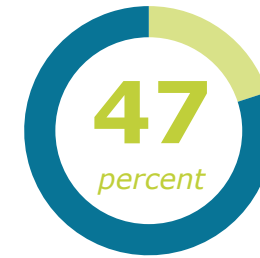
## Community-Identified Themes

- **Absenteeism**, and **educators not following up** to check on students
- **Lack of parent involvement** in school and lack of trust between parents, teachers, and students
- **Lack of interpretation / translation services**, and bilingual staff in schools
- Schools’ **physical infrastructure** in decay



# Violence and Injury Prevention

## Adverse Childhood Experiences



of adults report experiencing ACEs



report 4 or more ACEs

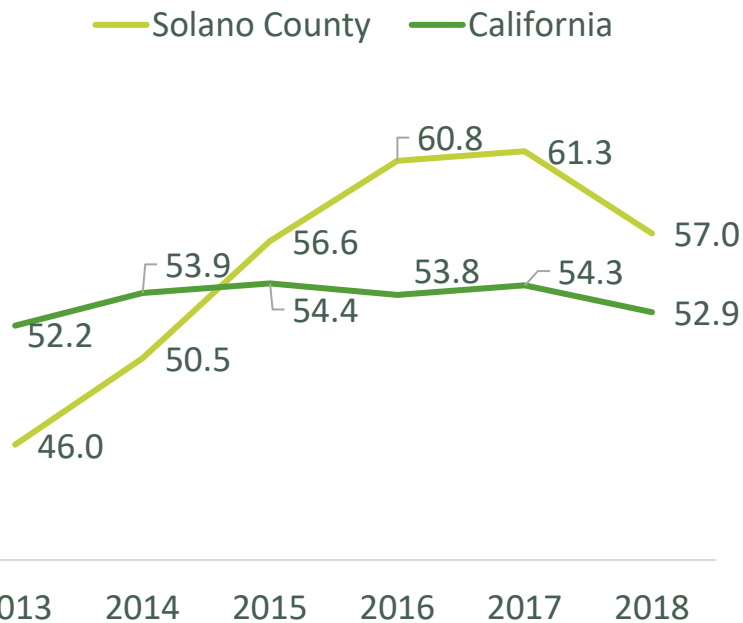


Adult Misdemeanor Arrest Rates

Black/African American 2X County Average



Reported Child Abuse or Neglect (rate per 1,000 population)



Injury Deaths (rate per 100,000 population)



Violent Crimes (rate per 100,000 population)



Domestic Violence Hospitalizations (rate per 100,000 population)

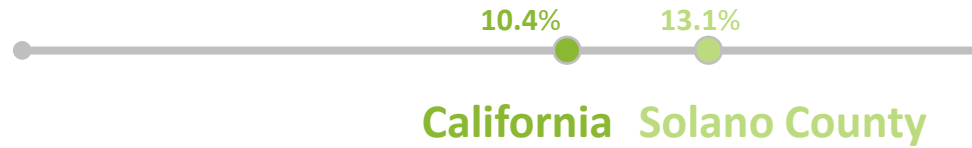


Healthy People – Healthy Community

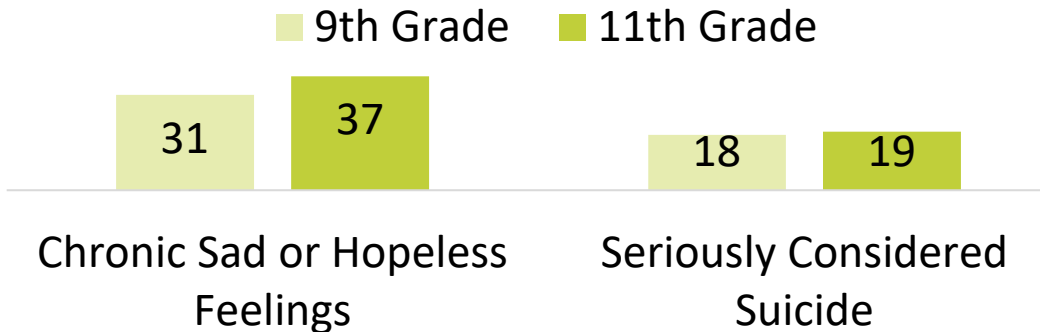


# Behavioral Health

## Seriously Considered Suicide (Age 18+)



## Percent of 9<sup>th</sup> and 11<sup>th</sup> Grades Reporting the Following Mental Health Challenges in the past 12 Months



## Community-Identified Themes

- **Gaps** in mental health services for older adults
- **Early-age use and abuse** of substances (e.g., marijuana, alcohol, vaping)
- **Stigma** of care and focus on medication rather than alternative care for mental health
- **Less privacy** and **reduced in-person social connections** due to social media use

Access to a provider that is bi-lingual is a huge barrier often. We see some of our families sit on wait lists , particularly for mental health services, for months on end, and when you have a kid in crisis, that just exacerbates it. — *Service Provider*

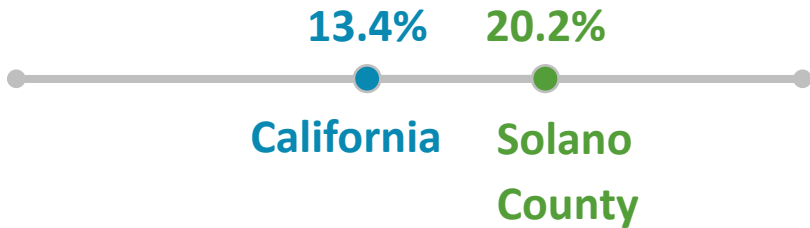
Solano County service providers noted that a culture shift is needed to create holistic care that underscores the impact of risk factors (e.g., Adverse Childhood Experiences) and how they affect mental and physical health.



# Health Eating and Active Living

They've had [housing] developments [in Fairfield] where lower income folks had no grocery stores, no supermarkets in the community, and they have to find a way to purchase fresh vegetables and fruits. — *Service provider*

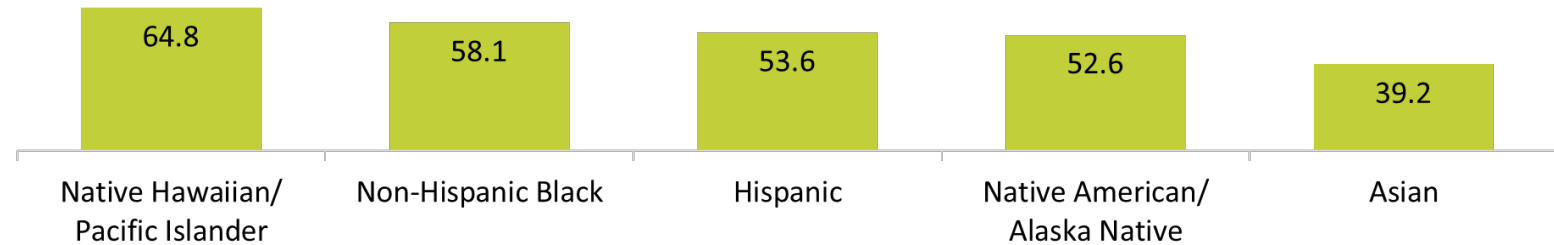
## Healthy Food Stores (Low Access)



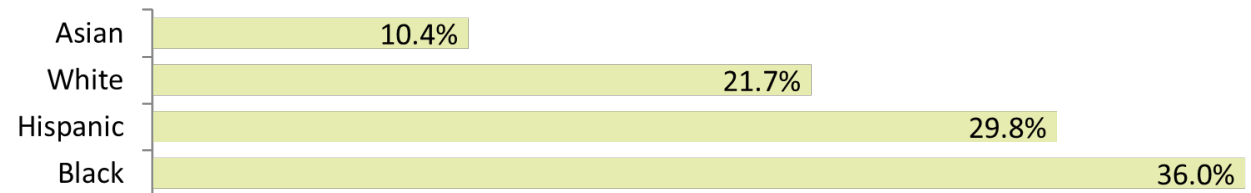
When I'm in **Suisun**, there's the four corners that are all fast food, and you've got Walmart and yeah, they've got some healthy stuff, but most people are not going there for their healthy items.

— *Focus Group Participant*

## Percent Physical Inactivity Among Youth



## Adult Obesity



Healthy People – Healthy Community



SOLANO PUBLIC HEALTH





# Maternal and Infant Health




Teen Births



Infant Deaths

Severe Maternal Morbidity (rate per 100,000)

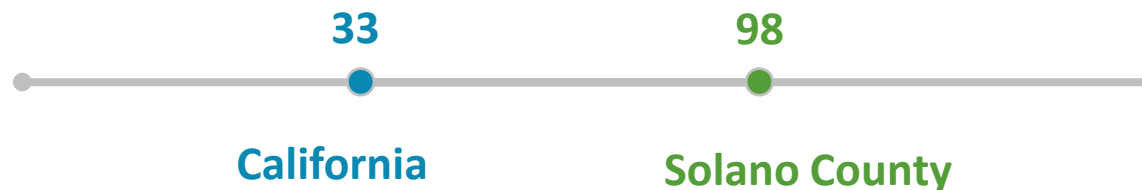


Solano MCAH Bureau supported the activities of Solano HEALS (Health Equity for African American/Black Lives in Solano), an organization whose mission is to promote equity of birth outcomes for Black babies and families in Solano County through its efforts focusing on mental health, race equity training for medical providers, and group prenatal care or Centering Pregnancy.

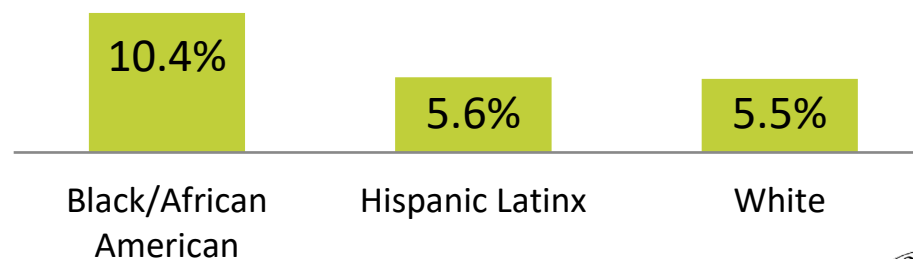
— MCAH needs assessment respondent

## Sudden Infant Death Syndrome

(rate per 100,000 population)



## Infants Born at Low Birthweight, by Race/Ethnicity of Mother



# Next Steps

- Publish the CHA on Solano County Public Health website
- Share the CHA with community partners to raise awareness of County health issues and emerging trends to inform program planning and grant writing
- Collaboratively develop Community Health Improvement Plan (CHIP) to co-create a vision of health for Solano County with local partners and community members