



# *Solano County*

2003  
FACTS &  
FIGURES



# *Solano County*

## 2003 FACTS & FIGURES



**For More Information**

For more information about departmental programs and services and copies of the Proposed Budget (also available at your county library), please contact the County Administrator's office at (707) 421-6100 or online at [www.co.solano.ca.us](http://www.co.solano.ca.us) or [www.solanocounty.com](http://www.solanocounty.com).

Copies of the Final Budget are available for review in the County Auditor-Controller's Office. Please contact the County Auditor-Controller's office at (707) 421-6280 for further information.

# 2003 FACTS & FIGURES

<b>GENERAL INFORMATION</b> .....	<b>4</b>
• <i>Statistical Overview</i>	
• <i>Population</i>	
• <i>Military Installation</i>	
• <i>Transportation</i>	
• <i>Healthcare</i>	
• <i>Employment</i>	
• <i>Agriculture</i>	
• <i>Education</i>	
• <i>Tourism</i>	
<b>NEIGHBORING COUNTIES</b> .....	<b>11</b>
• <i>Population</i>	
• <i>Percent of Population Residing in         Unincorporated Areas</i>	
• <i>2001 Share of Local Property Taxes</i>	
• <i>2001 Per Capita Income</i>	
• <i>County Land Areas</i>	
• <i>Population Density</i>	
<b>TAXES</b> .....	<b>14</b>
• <i>Where The Typical Property Tax         Dollar Goes in 2002</i>	
• <i>Taxable Sales in 2002</i>	
• <i>Uniform Sales Tax</i>	
<b>COUNTY SERVICES</b> .....	<b>17</b>
• <i>Countywide Services</i>	
• <i>Unincorporated Area Services</i>	
• <i>Contract Services for Cities</i>	
<b>BUDGET AND WORK FORCE</b> .....	<b>18</b>
• <i>Appropriations By Program</i>	
• <i>Total County Revenue By Source</i>	
• <i>General Purpose Revenue By Source</i>	
• <i>Solano County Work Force</i>	

# Solano County

## STATISTICAL OVERVIEW

---

**COUNTY FORMED:** 1850

**COUNTY SEAT:** Fairfield

**CITIES:** 7

**COUNTY ROAD MILES (6/2003):** 600.3 miles

*Source: Solano County Department of Transportation*

**COUNTY OWNED BRIDGES:** 116

*Source: Solano County Department of Transportation*

### SIZE:

- Rural Land Area . . . . . 682.6 sq. miles
- Urban Area . . . . . 145.6 sq. miles
- Water Area . . . . . 78.7 sq. miles
- TOTAL AREA . . . . . 906.9 sq. miles

*Source: Solano County Department of Environmental Management*

### AREA BY JURISDICTION:

- Benicia . . . . . 14 sq. miles
- Dixon . . . . . 5 sq. miles
- Fairfield . . . . . 33 sq. miles
- Rio Vista . . . . . 4 sq. miles
- Suisun City . . . . . 4 sq. miles
- Vacaville . . . . . 21 sq. miles
- Vallejo . . . . . 65 sq. miles
- Unincorporated County . . . 761 sq. miles

*Source: Solano County Department of Environmental Management*

## POPULATION

---

### POPULATION BY JURISDICTION:

Benicia . . . . .	27,050
Dixon . . . . .	16,150
Fairfield . . . . .	102,500
Rio Vista . . . . .	5,725
Suisun City . . . . .	26,850
Vacaville . . . . .	93,900
Vallejo . . . . .	120,100
Unincorporated . . . . .	19,650
TOTAL POPULATION . . . . .	411,925

*Source: Department of Finance, Released Jan. 1, 2003*

# GENERAL INFORMATION

## **SOLANO COUNTY'S POPULATION RANK IN CALIFORNIA (2000 CENSUS): 28 OF 58 COUNTIES**

*Source: California Department of Finance*

### **GROWTH HISTORY:**

<b>Year</b>	<b>Population</b>	<b>% Increase</b>
1960	134,597	28.4%
1970	169,941	26.3%
1980	235,203	38.4%
1990	340,421	44.7%
2000	394,542	16.0%
2003	411,925	4.4%

### **COUNTYWIDE ETHNICITY (2000 CENSUS):**

White . . . . .	49.20%
Hispanic . . . . .	17.60%
Asian & Pacific . . . . .	13.00%
African American . . . . .	14.50%
American Indian . . . . .	1.00%
2 + Races and Other . . . . .	4.70%

*Source: California Department of Finance*

### **MEDIAN AGE (2000): 34**

### **BIRTH RATE (2002): 14.6 PER 1,000**

*Source: U.S. Census Bureau*

### **DEATH RATE (2002): 6.5 PER 1,000**

*Source: U.S. Census Bureau*

### **MEAN HOUSEHOLD INCOME (2002):\$67,300**

*Source: Association of Bay Area Governments (ABAG)*

### **MEDIAN HOME PRICE—NO. SOLANO COUNTY (2003): \$276,500**

### **MEDIAN HOME PRICE—SO. SOLANO COUNTY (2003): \$283,000**

*Source: Bay Area Real Estate Information Services, Inc.*

### **TOTAL ASSESSED VALUATIONS (2002):**

**\$27 BILLION**

*Source: Solano County Assessor's Office*

## **MILITARY INSTALLATION**

# Solano County

TRAVIS AIR FORCE BASE

## TRANSPORTATION

---

### AIRPORTS:

- Nut Tree Airport
- Rio Vista Airport

### RAIL:

- Amtrak

## HEALTHCARE

---

### HOSPITALS:

- Kaiser Permanente, Vallejo
- NorthBay Medical Center, Fairfield
- Sutter Solano Medical Center, Vallejo
- Vaca Valley, Vacaville

## EMPLOYMENT

---

**UNEMPLOYMENT RATE:** 5.3%

*Source: State of California, Employment Development Department (August 2003)*

### WORK FORCE (ESTIMATES):

<b>Jurisdiction</b> . . . . .	<b># of Jobs</b>
Benicia . . . . .	12,060
Dixon . . . . .	4,860
Fairfield . . . . .	42,500
Rio Vista . . . . .	1,920
Suisun City . . . . .	4,900
Vacaville . . . . .	25,610
Vallejo . . . . .	32,510
Unincorporated County . . . . .	940
<b>TOTAL JOBS</b> . . . . .	<b>125,300</b>

### TOTAL COUNTY WORK FORCE (CIVILIAN):

210,700

*Source: California Employment Development Department and Association of Bay Area Governments (Projections 2002)*

# GENERAL INFORMATION

## EMPLOYMENT MIX\*:

	<b># of Jobs</b>	<b>% of Total</b>
Services	30,070	24%
Retail Trade	27,100	22%
Government	26,200	21%
Construction	13,000	10%
Manufacturing	11,100	9%
Trans./Utilities/Comm.	6,020	5%
Fin./Insur./Real Estate	5,200	4%
Wholesale Trade	3,580	3%
Agriculture, Mining	3,030	2%
<b>TOTAL</b>	<b>125,300</b>	<b>100.0%</b>

Source: ABAG and SEDCORP - 2002

\*Adjusted to reflect population growth

## MAJOR EMPLOYERS:

<b>1 Kaiser Permanente</b> (Vallejo/Vacaville/Fairfield)	
<i>Health Services</i> . . . . .	3,110
<b>2 Six Flags Marine World</b> (Vallejo)	
<i>Entertainment</i> . . . . .	1,688
<b>3 NorthBay Medical Center</b> (Fairfield)	
<i>Health Services</i> . . . . .	1,000
<b>4 Valero Refining Company – CA</b> (Benicia)	
<i>Oil (Refinery)</i> . . . . .	995
<b>5 ALZA Corporation</b> (Vacaville)	
<i>Biotech Manufacturing</i> . . . . .	700
<b>6 Albertson's Distribution</b> (Vacaville)	
<i>Distribution</i> . . . . .	700
<b>7 Sutter Solano Medical Center</b> (Vallejo)	
<i>Health Services</i> . . . . .	581
<b>8 Westamerica Bancorporation</b> (Fairfield)	
<i>Finance</i> . . . . .	542
<b>9 Anheuser-Busch Brewery</b> (Fairfield)	
<i>Manufacturing (Brewery)</i> . . . . .	500
<b>10 Genentech</b> (Vacaville)	
<i>Biotech Manufacturing</i> . . . . .	500
<b>11 CSK Auto Incorporated</b> (Dixon)	
<i>Distribution</i> . . . . .	450
<b>12 Jelly Belly Candy Company</b> (Fairfield)	
<i>Manufacturing</i> . . . . .	419
<b>13 TIMEC Co.</b> (Vallejo)	
<i>Construction</i> . . . . .	400

# Solano County

<b>14 Hines Wholesale Nursery</b> (Vacaville)	
<i>Agriculture</i> . . . . .	390
<b>15 Travis Credit Union</b> (Vacaville)	
<i>Finance</i> . . . . .	370
<b>16 Corey Delta Incorporated</b> (Benicia)	
<i>Construction</i> . . . . .	350
<b>17 Simpson Dura-Vent</b> (Vacaville)	
<i>Manufacturing</i> . . . . .	275
<b>18 Superior Farms Packaging Co.</b> (Dixon)	
<i>Manufacturing</i> . . . . .	250
<b>19 Goodrich, Corp.</b> (Suisun)	
<i>Manufacturing</i> . . . . .	240
<b>20 BOC Coating</b> (Fairfield)	
<i>Manufacturing</i> . . . . .	225

Source: SEDCORP -- January 2003

## AGRICULTURE

---

### 2002 AGRICULTURAL PRODUCTION VALUE:

\$199.5 million

### 2002 DIST. OF FARM ACREAGE (ACRES):

Field Crops . . . . .	125,773
Fruit and Nut Crops . . . . .	18,793
Pasture Lands . . . . .	174,730
Seed Crops . . . . .	7,411
Vegetable Crops . . . . .	16,365
Nursery Stock . . . . .	1,035
TOTAL 2000 ACREAGE . . . . .	344,107

**% of County acreage dedicated to ag 65%**

**NUMBER OF FULL-TIME FARMS (2002): 403**

**AVERAGE SIZE OF FARM: 455 acres**

### TOP 15 CROPS IN 2002 (IN MILLIONS):

Nursery Stock . . . . .	38.8
Tomatoes, Processing . . . . .	25.9
Cattle and Calves . . . . .	25.3
Alfalfa Hay . . . . .	19.6
Grapes, Wine . . . . .	13.2
Feeder Lambs . . . . .	8.4
Wheat, Irrigated . . . . .	5.9
Walnuts . . . . .	5.8
Corn, Field . . . . .	5.4
Milk, Market . . . . .	3.7

# GENERAL INFORMATION

Pasture, Rangeland . . . . .	2.4
Stock Sheep . . . . .	2.0
Beans, Edible Dry . . . . .	1.9
Sudan Grass . . . . .	1.7
Pasture, Irrigated . . . . .	1.5

## ORGANIC FARMING STATISTICS:

Number of Farms . . . . .	25
Approximate Total Acres . . . . .	1,790

Products include:

- Apricots
- Carrots
- Eggplant
- Herbs
- Mandarins
- Mushrooms
- Peaches
- Persimmons
- Prunes
- Tomatoes
- Beans
- Cucumbers
- Figs
- Lettuce
- Melons
- Oranges
- Peppers
- Plums
- Squash
- Walnuts

*Source: Solano County Agriculture Department, 2002  
Agricultural Crop and Livestock Report*

## EDUCATION

---

### PUBLIC SCHOOL ENROLLMENT(2002/03):

Kindergarten	5,022
Grade 1	5,463
Grade 2	5,331
Grade 3	5,428
Grade 4	5,546
Grade 5	5,738
Grade 6	5,903
Grade 7	5,987
Grade 8	5,891
Ungraded Elementary	32
Grade 9	5,956
Grade 10	5,837
Grade 11	5,493
Grade 12	5,138
Ungraded Secondary	23
TOTAL ENROLLMENT	72,788

# Solano County

## ENROLLMENT BY SCHOOL DISTRICT:

Benicia Unified	5,423
Dixon Unified	3,933
Fairfield-Suisun Unified	22,972
Travis Unified	5,363
Vacaville Unified	14,806
Vallejo City Unified	19,872
Solano County Office of Education	419

*Source: California Department of Education*

## COLLEGES/UNIVERSITIES:

- Solano Community College
- California Maritime Academy

**COUNTY LIBRARIES:** 6 Branches

**CITY LIBRARIES:** Benicia, Dixon

## TOURISM

---

### MUSEUMS:

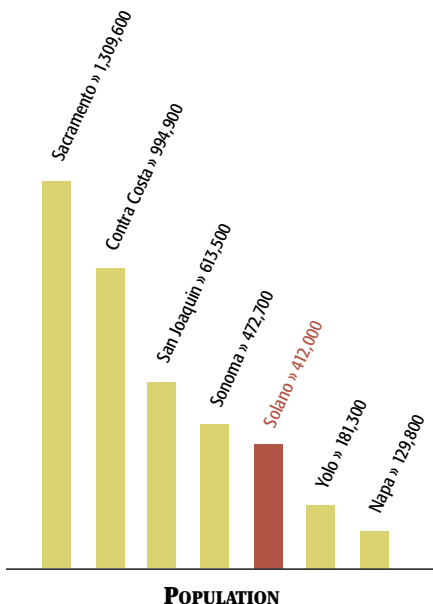
- Benicia Historical Museum at the Camel Barns
- Rio Vista Museum
- Travis Air Force Base Air Museum
- Travis Air Force Base Heritage Center
- Vacaville Museum
- Vallejo Naval and Historical Museum
- Western Railway Museum

### ATTRACTIONS:

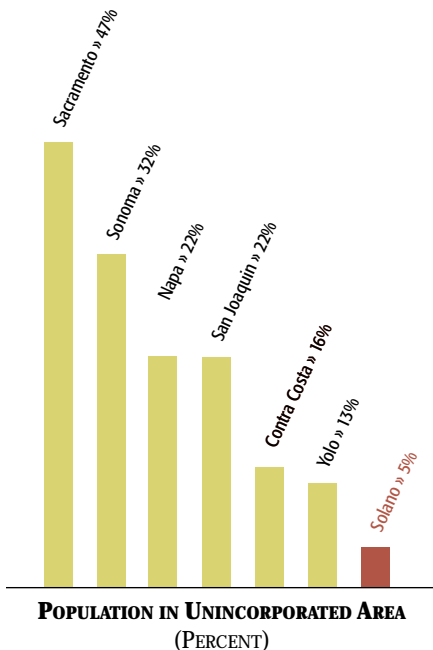
- Six Flags Marine World (Vallejo)
- Solano Steelheads Baseball Team (Vacaville)
- Benicia Capital State Historic Park (Benicia)
- Anheuser-Busch Brewery Tour (Fairfield)
- Herman Goelitz (Jelly Belly) Tour (Fairfield)

# NEIGHBORING COUNTIES

Source: California Department of Finance, January 2003

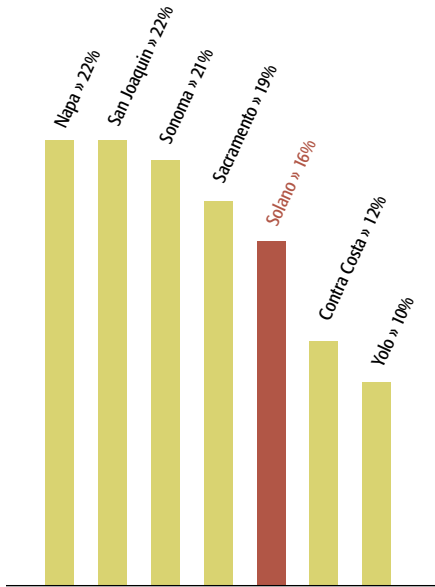


Source: California Department of Finance, January 2003



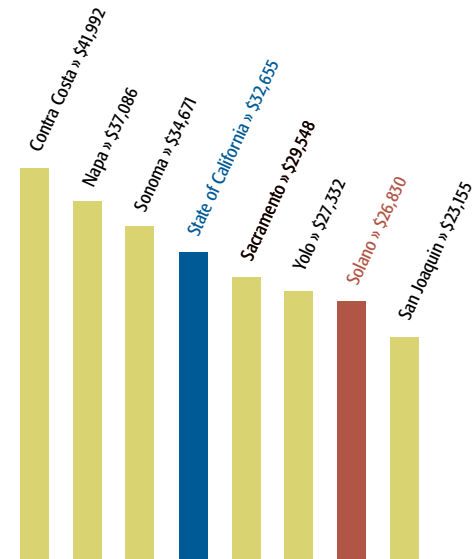
# Solano County

Source: State Board of Equalization (2001-2002)



**2001 SHARE OF LOCAL PROPERTY TAXES**  
(PERCENT)

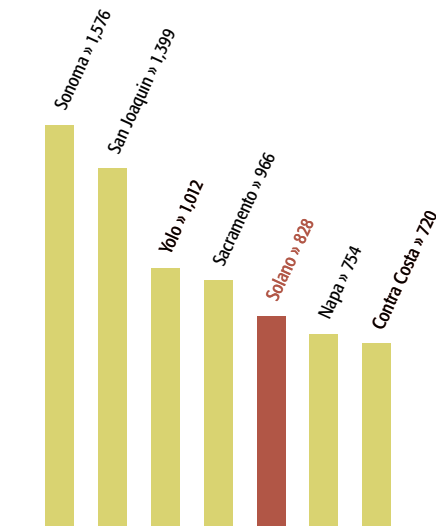
Source: Bureau of Economic Analysis, U. S. Department of Commerce



**2001 PER CAPITA INCOME**  
(U.S. DOLLARS)

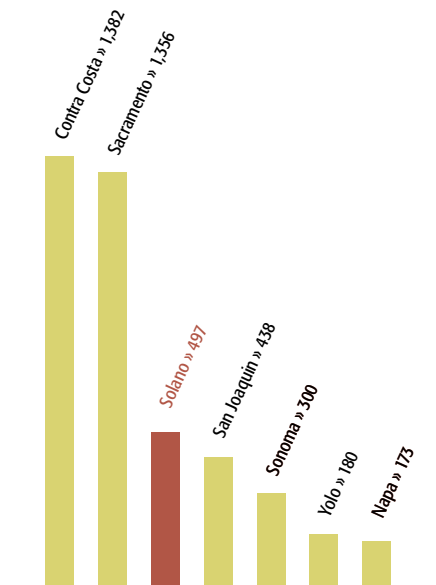
# NEIGHBORING COUNTIES

Source: California Department of Finance



**COUNTY LAND AREAS**  
(SQUARE MILES)

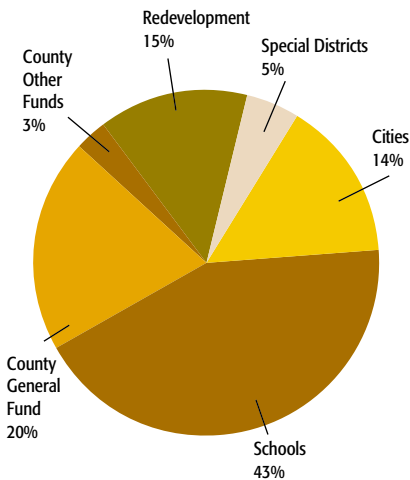
Source: California Department of Finance, Demographics Research Unit



**POPULATION DENSITY**  
(PERSONS PER SQUARE MILE)

# Solano County

## WHERE THE TYPICAL PROPERTY TAX DOLLAR GOES



Source: Solano County Auditor Controller June 2003

### INTERESTING FACTS

- 23% of the typical property tax dollar supports County services of which 20% goes to the General Fund.
- The largest share of all property taxes supports school districts. The school's share increased to 43% as a result of the FY92/93 and FY93/94 State Budget tax shifts.
- A decade ago, County General Fund Services received 32% of property tax dollars.
- The County General Fund has lost \$300 million in Property Tax Revenue since FY2003/04.

## TAXABLE SALES IN 2002 (IN MILLIONS):

<b>Jurisdiction</b>	<b>Retail Sales</b>	<b>All Outlets</b>
Benicia	\$147	\$309
Dixon	109	310
Fairfield	1,160	1,353
Rio Vista	63	73
Suisun City	67	78
Vacaville	902	1,052
Vallejo	898	1,112
Unincorp./Unallocated	109	692
<b>TOTALS</b>	<b>\$3,455</b>	<b>\$4,979</b>

*Source: State Board of Equalization  
Fourth Quarter Sales are estimated*

## UNIFORM SALES TAX:

State General Fund . . . . .	5.000%
Public Safety (Prop 172) . . . . .	0.500%
Cities/County . . . . .	1.000%
Local Transportation/ Road Maintenance . . . . .	0.250%
Health And Welfare Realignment . .	0.500%
<b>Subtotal</b> . . . . .	<b>7.250%</b>

## Optional Local Sales Tax

SOLANO COUNTY PUBLIC LIBRARIES*	
(1/8¢ SALES TAX)	0.125%
<b>TOTAL SALES TAX RATE</b>	<b>7.375%</b>

*\*Restricted to support Library Services within the County*

# Solano County

## **Solano County's Mission**

To provide a safe and healthy place to live, learn, work and play.

## **Core Values**

### DIGNITY

Treat all persons with respect

### INTEGRITY

Be honest, ethical and fair

### ACCOUNTABILITY

Render quality public service

## **Board of Supervisors Priority Issues**

2003–2005

- Improve the lives of children
- Improve the health of those who live and work here.
- Maintain a safe community free from violence
- Promote and protect agriculture
- Support responsible land use
  - Invest in the future

## COUNTYWIDE SERVICES

---

- Environmental Health
- Agricultural Commissioner
- Weights and Measures
- Airport
- Indigent Medical Services
- Public and Mental Health Services
- Child Protection and Social Services
- Emergency Medical Services
- Public Assistance/CALWorks
- Vital Statistics and Document Recording
- Family Support Collection
- Tax Assessment and Collection
- Elections and Voter Registration
- Regional Parks
- Jails and Juvenile Facilities
- Probationary Supervision
- Criminal Prosecution (District Attorney)
- Public Defender/Alternative Defense
- Coroner and Forensic Services
- Grand Jury
- Landfills and Solid Waste Disposal\*
- Local Agency Formation Commission

## UNINCORPORATED AREA SERVICES

---

- Land Use
- Building and Safety
- Law Enforcement
- Maintenance of County roads and bridges
- Waste Disposal Collection\*
- Libraries
- Animal Care

## CONTRACT SERVICES FOR CITIES

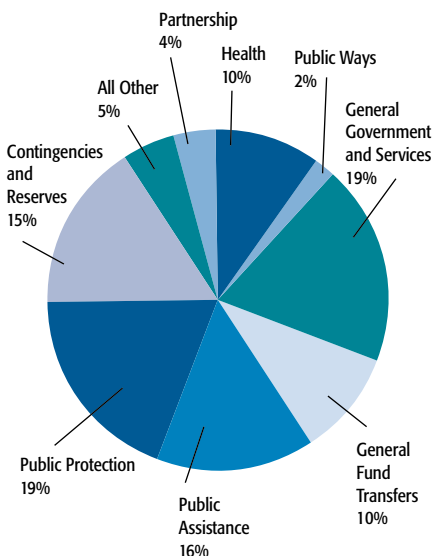
---

- Libraries
- Animal Care

*\*The County does not offer these services but provides oversight and permitting authority. Private vendors perform these services.*

# Solano County

## SPENDING PLAN BY FUNCTION FINAL BUDGET 2003/04 (TOTAL: \$786.4 MILLION)



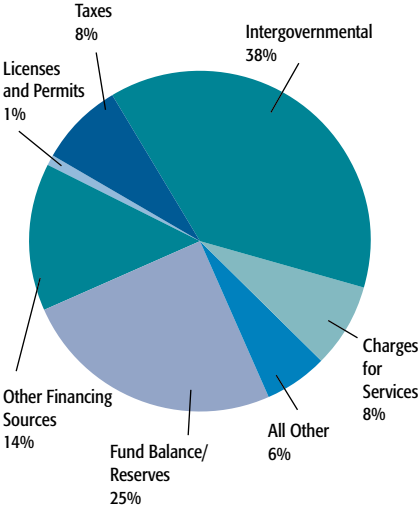
### SPENDING PLAN BY FUNCTION (IN MILLIONS):

**FY2003/04**

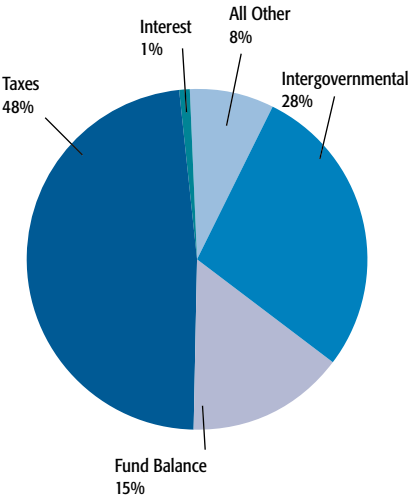
General Government and Services . . .	229.5
Public Protection . . . . .	145.5
Public Ways and Facilities . . . . .	15.2
Health . . . . .	76.0
Partnership (Health) . . . . .	30.0
Public Assistance . . . . .	129.8
Education . . . . .	22.3
Recreation and Cultural Services . . . . .	1.0
Debt Services . . . . .	16.0
Contingencies and Reserves (All Funds)	121.1
<b>TOTAL . . . . .</b>	<b>786.4</b>

# BUDGET AND WORK FORCE

## REVENUES BY SOURCE FINAL BUDGET 2003/04 (TOTAL: \$786.4 MILLION)

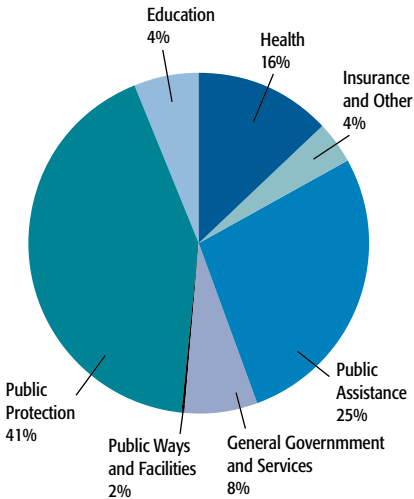


## SOURCES OF DISCRETIONARY REVENUE FINAL BUDGET 2003/04 (TOTAL: \$111.7 MILLION)



# Solano County

## SOLANO COUNTY WORK FORCE



### COMPARISON OF POSITIONS BY PROGRAM:

***FY2003/04***

General Government and Services . . . . .	244
Public Protection . . . . .	1,241.5
Public Ways and Facilities . . . . .	74
Health . . . . .	491
Education . . . . .	125
Recreation and Cultural Services . . . . .	6
Public Assistance . . . . .	750.5
Insurance and Other Funds . . . . .	132
<b>TOTAL . . . . .</b>	<b>3,064</b>





COUNTY ADMINISTRATOR'S OFFICE  
580 TEXAS STREET  
FAIRFIELD, CA 94533  
TEL: (707) 423-6100 FAX: (707) 421-7975  
[WWW.CO.SOLANO.CA.US](http://WWW.CO.SOLANO.CA.US)  
[WWW.SOLANOCOUNTY.COM](http://WWW.SOLANOCOUNTY.COM)