



Solano County Treasury Statement of Assets

April 30, 2025

Fiscal Year 2025
April

Cash & Cash Equivalents

Total Cash & Cash Equivalents	\$370,070,097.33
-------------------------------	------------------

Non Cash Assets

Total Non Cash Assets	\$16,894,712.56
-----------------------	-----------------

Investments

Securities	\$1,954,542,349.08
------------	--------------------

Total Investments	\$1,954,542,349.08
-------------------	--------------------

Total Pooled Investment At Market Value	\$2,341,507,158.97
---	--------------------

Pool Mark to Market Equity Internally Managed Securities	\$3,664,731.17
--	----------------

Pool Mark to Market Equity Externally Managed Securities	\$1,338,535.52
--	----------------

Total Pooled Investments At Book Value	\$2,336,503,892.28
--	--------------------

Other Treasury Holdings

Other Treasury Holdings	\$7,024,442.76
-------------------------	----------------

PARS115	\$35,564,264.28
---------	-----------------

Total Other Treasury Holdings	\$42,588,707.04
-------------------------------	-----------------

TOTAL ASSETS AT MARKET VALUE	\$2,384,095,866.01
-------------------------------------	---------------------------

Exception Items

Liability Suspense	\$25,726,519.34
--------------------	-----------------

Pending Apportionment	\$8,439,716.57
-----------------------	----------------

Deposits

Total Deposits in Treasury	\$2,344,850,743.18
----------------------------	--------------------

TOTAL LIABILITIES	\$2,379,016,979.09
--------------------------	---------------------------

Equity	\$0.00
--------	--------

Pool Mark to Market Equity Internally Managed Securities	\$3,664,731.17
--	----------------

115 Trust Mark to Market Equity	\$75,620.23
---------------------------------	-------------

Pool Mark to Market Equity Externally Managed Securities	\$1,338,535.52
--	----------------

Total Mark to Market	(\$5,078,886.92)
----------------------	------------------

Treasury Pool Net Income	\$8,439,716.57
--------------------------	----------------

All Other Net Income	(\$8,439,716.57)
----------------------	------------------

Net Income to be Apportioned All Treasury Holdings	\$0.00
--	--------

TOTAL EQUITY	\$5,078,886.92
---------------------	-----------------------

NET ASSET VALUE OF POOLED INVESTMENTS*

1.0021



Solano County Treasury Statement of Assets

April 30, 2025

Fiscal Year 2025

April

A handwritten signature in blue ink, appearing to read "Charles Lomeli", written over a horizontal line.

Charles Lomeli: Treasurer - Tax Collector - County Clerk

Date



Solano County Treasury
Treasurer Charles Lomeli
Balance Sheet (EOP)
April 30, 2025

Fiscal Year 2025
April

ASSETS

Cash & Cash Equivalents

Physical Cash	\$1,980.00
Sealed Bags	\$97,832.42
Deposits in Transit	\$555,819.85
Total Cash on Hand	\$655,632.27

Wells Fargo Deposit Account	\$867,079.00
Bank of America Deposit Account	\$1,766,120.15
Chase Bank Deposit Account	\$2,942,999.38
First Northern Bank Lake Solano Park	\$108,652.38
Bank of Stockton	\$112,799.12
Total Cash in Bank	\$5,797,650.03

WF Money Market Account	\$3,737,824.15
US Bank Safekeep Money Market Account	\$1,773,724.29
CAMP Money Market Account	\$94,505,164.32
CalTrust Liquidity Fund	\$94,123,388.01
Blackrock FedFund	\$94,973,715.77
US Bank Money Market Account Externally Managed	\$7,910,813.01
Total Cash in Money Markets	\$297,024,629.55

LAIF	\$66,592,185.48
Total LAIF	\$66,592,185.48

Total Cash & Cash Equivalents **\$370,070,097.33**

Non Cash Assets

Acc Int Money Markets	\$61,872.79
Acc Int LAIF	\$172,391.89
Acc Int Investment Securities	\$14,871,129.77
Acc Int Externally Managed Investment Securities	\$1,779,792.99
Total Accrued Interest	\$16,885,187.44

Asset Suspense	\$67.16
Credit Card Delayed Receipt	\$9,457.96
Total Items in Transit	\$9,525.12

Total Non Cash Assets **\$16,894,712.56**

Mutual Funds

Total Mutual Funds **\$0.00**

Securities

US Treasuries Par	\$990,000,000.00
US Treasuries Premium	\$1,682,481.96
US Treasuries Discount	(\$8,454,541.03)



Solano County Treasury
Treasurer Charles Lomeli
Balance Sheet (EOP)
April 30, 2025

	Fiscal Year 2025
	April
US Treasuries Mk to Mkt	\$1,984,241.02
Municipals Par	\$45,210,000.00
Municipals Premium	\$627,031.01
Municipals Discount	(\$1,160,934.64)
Municipals Mk to Mkt	(\$239,110.85)
Fed Agencies Par	\$688,911,000.00
Fed Agencies Premium	\$970,496.70
Fed Agencies Discount	(\$4,656,597.15)
Fed Agencies Mk to Mkt	\$1,889,620.60
Corporates Par	\$10,000,000.00
Corporates Mk to Mkt	\$29,980.40
Externally Managed Securities Par	\$227,913,000.00
Externally Managed Securities Premium	\$696,827.28
Externally Managed Securities Discount	(\$2,199,681.74)
Externally Managed Securities Mk to Mkt	\$1,338,535.52
Total Securities	\$1,954,542,349.08

Total Investments	\$1,954,542,349.08

Total Pool at Market Value	\$2,341,507,158.97
<u>Other Treasury Holdings</u>	
2013 Cops	\$24,469.91
2017 Cops	\$833,976.72
2021 Cops	\$6,165,996.13

Total Bond Proceeds	\$7,024,442.76
115 Trust Money Markets	\$377,385.92
115 Trust Accrued Interest	\$500,755.95
115 Trust US Treasuries Par	\$19,000,000.00
115 Trust US Treasuries Premium	\$104,619.58
115 Trust US Treasuries Discount	(\$59,994.41)
115 Trust US Treasuries Mk to Mkt	\$14,871.04
115 Trust Fed Agencies Par	\$7,500,000.00
115 Trust Fed Agencies Discount	(\$1,346.90)
115 Trust Fed Agencies Mk to Mkt	\$399.68
115 Trust Corporates Par	\$7,700,000.00
115 Trust Corporates Discount	(\$102,491.90)
115 Trust Corporates Mk to Mkt	\$58,781.82
115 Trust Municipals Par	\$500,000.00
115 Trust Municipals Discount	(\$30,284.19)
115 Trust Municipals Mk to Mkt	\$1,567.69

Total 115 Trust	\$35,564,264.28

Total Deposits With Others	\$42,588,707.04
	=====



Solano County Treasury
Treasurer Charles Lomeli
Balance Sheet (EOP)
April 30, 2025

Fiscal Year 2025

April

Total Other Treasury Holdings

\$42,588,707.04

TOTAL ASSETS

\$2,384,095,866.01

LIABILITIES

Exception Items

Liability Suspense

\$25,726,519.34

Pending Apportionment

\$8,439,716.57

Total Bank Exceptions

\$34,166,235.91

Total Investment Portfolio Exceptions

\$0.00

Total Auditor - Controller Exceptions

\$0.00

Total Exception Items

\$34,166,235.91

Auditor - Controller Fund Balance

OneSolution Cash in Treasury

\$2,302,337,656.37

Total OneSolution Cash

\$2,302,337,656.37

OneSolution Bond Proceeds Dep With Others

\$7,024,442.76

OneSolution Pars 115 Trust

\$35,488,644.05

Total OneSolution Deposits With Others

\$42,513,086.81

Total Auditor - Controller Fund Balance

\$2,344,850,743.18

TOTAL LIABILITIES

\$2,379,016,979.09

EQUITY

Total Retained Earnings

\$0.00

Pool Mark to Market Equity

\$3,664,731.17

115 Trust Mark to Market Equity

\$75,620.23

Pool Mark to Market Equity Externally Managed Securities

\$1,338,535.52

Total Market to Market

\$5,078,886.92

Net Income

\$0.00

TOTAL EQUITY

\$5,078,886.92



Solano County Treasury
Treasurer Charles Lomeli
Balance Sheet (EOP)
April 30, 2025

Fiscal Year 2025

April

=====

TOTAL LIABILITIES & EQUITY

\$2,384,095,866.01

=====



Solano County Treasury
Treasurer Charles Lomeli
Balance Sheet (AVE)
April 30, 2025

Fiscal Year 2025
April

ASSETS

Cash & Cash Equivalents

Physical Cash	\$1,980.00
Sealed Bags	\$403,123.91
Deposits in Transit	\$292,186.76
Total Cash on Hand	\$697,290.66

Wells Fargo Deposit Account	\$4,566,897.32
Bank of America Deposit Account	\$1,601,552.88
Chase Bank Deposit Account	\$7,096,850.75
Wells Fargo HUD Account	\$120,126.78
First Northern Bank Lake Solano Park	\$104,907.51
Bank of Stockton	\$109,622.95
Total Cash in Bank	\$13,599,958.19

WF Money Market Account	\$10,854,248.07
BAC Money Market Account	\$132,483.92
US Bank Safekeep Money Market Account	\$713,636.58
CAMP Money Market Account	\$93,640,922.37
CalTrust Liquidity Fund	\$87,483,357.89
Blackrock FedFund	\$80,536,952.88
US Bank Money Market Account Externally Managed	\$6,330,494.25
Total Cash in Money Markets	\$279,692,095.96

LAIF	\$49,005,482.39
Total LAIF	\$49,005,482.39

Total Cash & Cash Equivalents **\$342,994,827.20**

Non Cash Assets

Acc Int Money Markets	\$2,062.43
Acc Int LAIF	\$187,332.78
Acc Int Investment Securities	\$15,656,576.86
Acc Int Externally Managed Investment Securities	\$1,682,634.96
Total Accrued Interest	\$17,528,607.03

Asset Suspense	\$2.24
Credit Card Delayed Receipt	\$53,558.33
Total Items in Transit	\$53,560.57

Total Non Cash Assets **\$17,582,167.60**

Mutual Funds

Total Mutual Funds **\$0.00**

Securities

US Treasuries Par \$1,000,000,000.00



Solano County Treasury
Treasurer Charles Lomeli
Balance Sheet (AVE)
April 30, 2025

	Fiscal Year 2025 April
US Treasuries Premium	\$1,100,934.48
US Treasuries Discount	(\$9,003,764.54)
US Treasuries Mk to Mkt	\$1,118,833.56
Municipals Par	\$45,210,000.00
Municipals Premium	\$633,675.12
Municipals Discount	(\$1,181,905.28)
Municipals Mk to Mkt	(\$467,993.12)
Fed Agencies Par	\$748,321,833.33
Fed Agencies Premium	\$994,056.21
Fed Agencies Discount	(\$5,141,610.97)
Fed Agencies Mk to Mkt	\$1,344,155.84
Corporates Par	\$10,000,000.00
Corporates Mk to Mkt	\$28,414.88
Externally Managed Securities Par	\$225,197,000.00
Externally Managed Securities Premium	\$706,425.23
Externally Managed Securities Discount	(\$2,208,395.98)
Externally Managed Securities Mk to Mkt	\$234,583.26
Total Securities	\$2,016,886,242.02

Total Investments	\$2,016,886,242.02

Total Pool	\$2,377,463,236.82
 <u>Other Treasury Holdings</u>	
VCUSD iBank Muni Fund	\$1,133,333.33
2013 Cops	\$3,170.43
2017 Cops	\$28,740.01
2021 Cops	\$7,063,186.54

Total Bond Proceeds	\$8,228,430.31
115 Trust Money Markets	\$348,943.71
115 Trust Accrued Interest	\$431,648.73
115 Trust US Treasuries Par	\$19,000,000.00
115 Trust US Treasuries Premium	\$109,397.67
115 Trust US Treasuries Discount	(\$76,534.52)
115 Trust US Treasuries Mk to Mkt	(\$30,411.74)
115 Trust Fed Agencies Par	\$7,500,000.00
115 Trust Fed Agencies Discount	(\$1,539.37)
115 Trust Fed Agencies Mk to Mkt	(\$4,663.18)
115 Trust Corporates Par	\$7,700,000.00
115 Trust Corporates Discount	(\$109,986.21)
115 Trust Corporates Mk to Mkt	\$43,690.30
115 Trust Municipals Par	\$500,000.00
115 Trust Municipals Discount	(\$31,117.87)
115 Trust Municipals Mk to Mkt	(\$1,182.06)

Total 115 Trust	\$35,378,245.45



Solano County Treasury
Treasurer Charles Lomeli
Balance Sheet (AVE)
April 30, 2025

Fiscal Year 2025
April

Total OPEB Trust	\$0.00
Total Other Treasury Holdings	\$43,606,675.76
TOTAL ASSETS	\$2,421,069,912.58
	=====

LIABILITIES

Exception Items

Liability Suspense	\$6,902,813.69
Pending Apportionment	\$2,328,002.94
Total Bank Exceptions	\$9,230,816.64

Total Investment Portfolio Exceptions \$0.00

Total Auditor - Controller Exceptions \$0.00

Total Exception Items \$9,230,816.64

Auditor - Controller Fund Balance

OneSolution Cash in Treasury \$2,363,664,146.38

Total OneSolution Cash \$2,363,664,146.38

OneSolution Bond Proceeds Dep With Others \$7,095,096.98

OneSolution Pars 115 Trust \$35,368,646.43

Total OneSolution Deposits With Others \$42,463,743.41

Total Auditor - Controller Fund Balance \$2,406,127,889.78

TOTAL LIABILITIES \$2,415,358,706.42

EQUITY

Total Retained Earnings \$0.00

Pool Mark to Market Equity \$2,023,411.16

115 Trust Mark to Market Equity \$7,433.31

Pool Mark to Market Equity Externally Managed Securities \$234,583.26

Total Market to Market \$2,265,427.74

Net Income \$3,445,778.43



Solano County Treasury
Treasurer Charles Lomeli
Balance Sheet (AVE)
April 30, 2025

Fiscal Year 2025

April

TOTAL EQUITY

\$5,711,206.16

TOTAL LIABILITIES & EQUITY

\$2,421,069,912.58

=====



Solano County Treasury
Treasurer Charles Lomeli
Balance Sheet (PER)
April 30, 2025

Fiscal Year 2025
April

TREASURY POOL

Cash & Cash Equivalents

Cash on Hand	\$655,632.27
	0.03%
Cash in Bank	\$5,797,650.03
	0.27%
Cash in Money Markets	\$297,024,629.55
	14.05%
LAIF	\$66,592,185.48
	3.15%

Total Cash & Cash Equivalents	17.51%

Non Cash Assets

Non Cash Assets	\$16,894,712.56
	0.80%

Total Non Cash Assets	0.80%

Mutual Funds

Mutual Funds	\$0.00
	0.00%

Total Mutual Funds	0.00%

Securities

US Treasuries	\$985,212,181.95
	46.61%
Federal Agencies	\$687,114,520.15
	32.51%
Corporates	\$10,029,980.40
	0.47%
Municipals	\$44,436,985.52
	2.10%
	0.00%
	0.00%
	0.00%

Total Securities	81.69%

TOTAL TREASURY POOL

100.00%

115 TRUST

Cash & Cash Equivalents

0.00%



Solano County Treasury
Treasurer Charles Lomeli
Balance Sheet (PER)
April 30, 2025

	Fiscal Year 2025
	April
115 Trust Money Markets	\$377,385.92
	1.06%

Total Cash and Cash Equivalents	1.06%
<u>Non Cash Assets</u>	
115 Trust Accrued Interest	\$500,755.95
	1.41%
	0.00%

Total Non Cash Assets	1.41%
<u>Mutual Funds</u>	
	0.00%

Total Mutual Funds	0.00%
<u>Securities</u>	
US Treasuries	\$19,059,496.21
	53.59%
Federal Agencies	\$7,499,052.78
	21.09%
Corporates	\$7,656,289.92
	21.53%
Municipals	\$471,283.50
	1.33%

Total Securities	97.53%

TOTAL 115 TRUST	100.00%



Solano County Treasury

Treasurer Charles Lomeli

Statement of Income

April 30, 2025

Fiscal Year 2025
April

POOL INCOME

Short Term Investments

Bank Deposit Income	\$9,728.49
Total Bank Deposit	\$9,728.49

Wells Fargo	\$41,780.47
B of A	\$407.39
US Bank	\$4,518.10
CAMP	\$342,319.26
CalTrust BlackRock TempFund Income	\$317,272.54
BlackRock FedFund Income	\$283,213.53
US Bank Externally Managed	\$28,754.49
Total Money Markets	\$1,018,265.78

LAIF	\$183,356.27
Total LAIF	\$183,356.27

Total Short Term Income	\$1,211,350.54
--------------------------------	-----------------------

Mutual Funds

Total Mutual Fund Income	\$0.00
---------------------------------	---------------

Long Term Investments

Interest Earnings 53601A	(\$11,973.86)
Premium Amortization	\$0.00
Discount Accretion	\$0.00
Gain/Loss on Sale	\$0.00
Total County Bonds	(\$11,973.86)

Interest Earnings 53601B	\$2,354,492.33
Premium Amortization	(\$59,565.03)
Discount Accretion	\$1,264,981.41
Gain/Loss on Sale	\$0.00
Total US Treasuries	\$3,559,908.71

Interest Earnings 53601C	\$104,583.57
Premium Amortization	(\$12,786.58)
Discount Accretion	\$57,489.82
Gain/Loss on Sale	\$0.00
Total Municipals	\$149,286.81

Interest Earnings 53601F	\$1,782,967.62
Premium Amortization	(\$65,523.26)
Discount Accretion	\$1,111,509.43
Gain/Loss on Sale	\$0.00
Total Fed Agency	\$2,828,953.79



Solano County Treasury
Treasurer Charles Lomeli
Statement of Income
April 30, 2025

Fiscal Year 2025

April

Interest Earnings 53601G	\$0.00
Premium Amortization	\$0.00
Discount Accretion	\$0.00
Gain/Loss on Sale	\$0.00
Total Commercial Paper	\$0.00

Interest Earnings 53601H	\$0.00
Premium Amortization	\$0.00
Discount Accretion	\$0.00
Gain/Loss on Sale	\$0.00
Total Certificates of Deposit	\$0.00

Interest Earnings 53601J	(\$129,923.30)
Premium Amortization	\$0.00
Discount Accretion	\$0.00
Gain/Loss on Sale	\$0.00
Total Corporates	(\$129,923.30)

Interest Earnings 53601Q	\$0.00
Premium Amortization	\$0.00
Discount Accretion	\$0.00
Gain/Loss on Sale	\$0.00
Total Supranational Bonds	\$0.00

Interest Earnings	\$705,852.15
Premium Amortization	(\$19,299.21)
Discount Accretion	\$145,560.94
Total Externally Managed Securites	\$832,113.88

Total Long Term Income **\$7,228,366.03**

Total Income **\$8,439,716.57**

Treasury Operating Costs

Interest Apportionment Expense	\$8,439,716.57
Total Treasury Apportioned	(\$8,439,716.57)

Total Expense **(\$8,439,716.57)**

=====

TREASURY POOL UNAPPORTIONED	\$0.00
------------------------------------	---------------

115 TRUST

Short Term Investments

115 Trust Cash & Money Mkt Income	\$1,244.51
Total Cash & Money Markets	\$1,244.51



Solano County Treasury
Treasurer Charles Lomeli
Statement of Income
April 30, 2025

Fiscal Year 2025
April

Mutual Funds

Total Mutual Funds	\$0.00
---------------------------	---------------

Long Term Investments

115 Trust US Treasuries Income	\$71,764.25
115 Trust Fed Agencies Income	\$24,987.00
115 Trust Corporates Income	\$29,831.99
115 Trust Municipals Income	\$1,503.29
Total Long Term Investments	\$128,086.53

Total Income	\$129,331.04
---------------------	---------------------

Management Costs

115 Trust Earnings Distribution	\$124,135.47
115 Trust Safekeeping Expense	\$1,373.06
115 Trust PARS Expenses	\$3,822.51
Total 115 Trust Management Charges	\$5,195.57

Total Expense	\$129,331.04
----------------------	---------------------

115 TRUST NET INCOME	\$0.00
-----------------------------	---------------



Solano County Treasury
Treasurer Charles Lomeli
Yield Analysis
April 30, 2025

Fiscal Year 2025

April

Yield

YIELDS

Bank Deposits	0.870%
Wells Fargo Money Market	4.683%
Bank Of America Money Market	3.741%
US Bank Money Market	7.703%
Camp	4.448%
Cal Trust Money Market	4.412%
Blackrock Money Market	4.279%
US Bank Money Market Externally Managed	5.526%

Wt Ave Of All MMY **4.430%**

Local Agency Investment Fund **4.552%**

Solano County Bonds	0.000%
Solano County Bonds TR	0.000%
US Treasury Securities	4.366%
US Treasury Securities TR	4.366%
Municipals	4.067%
Municipals TR	4.067%
Federal Agencies	4.625%
Federal Agencies TR	4.625%
Commercial Paper	0.000%
Commerical Paper TR	0.000%
Certificates of Deposit	0.000%
Cerificates of Deposit TR	0.000%
Corporate Securities	-0.158%
Corporate Securities TR	-0.158%
Sovereign Securities	0.000%
Sovereign Securities TR	0.000%

Externally Managed Securities 4.118%

Externally Managed Securities TR 4.118%

Wt Ave Of All Securities **4.320%**

Wt Ave Of All Securities TR **4.320%**

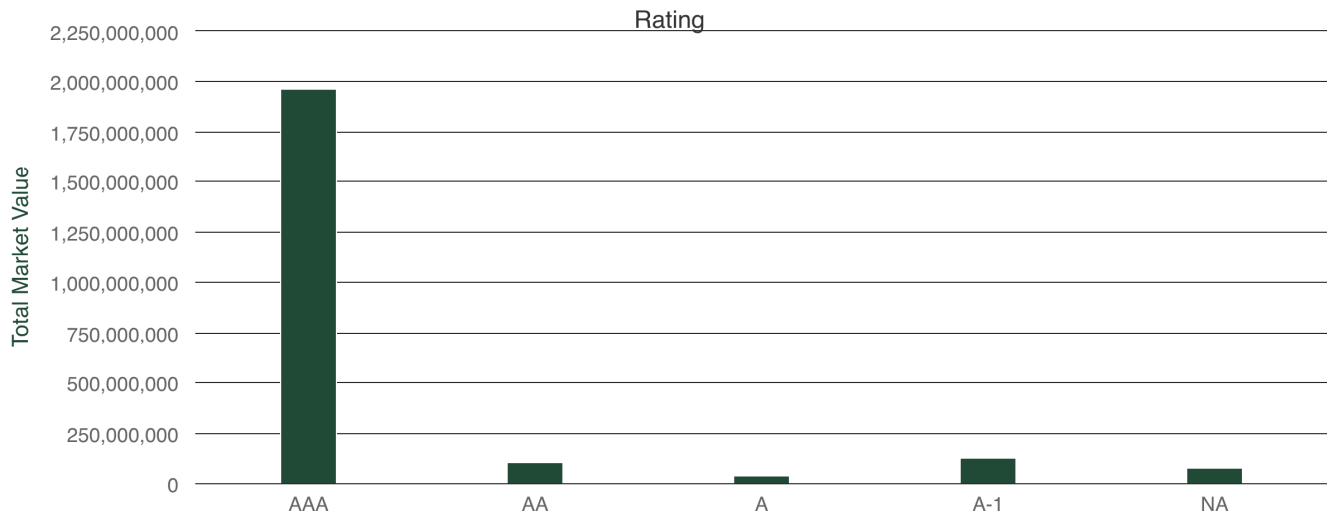
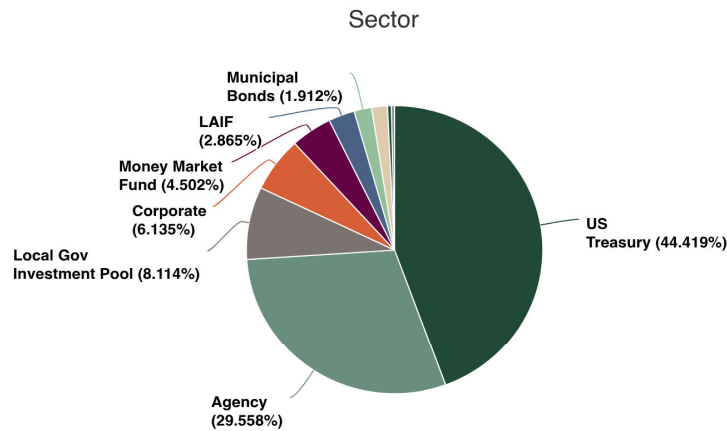
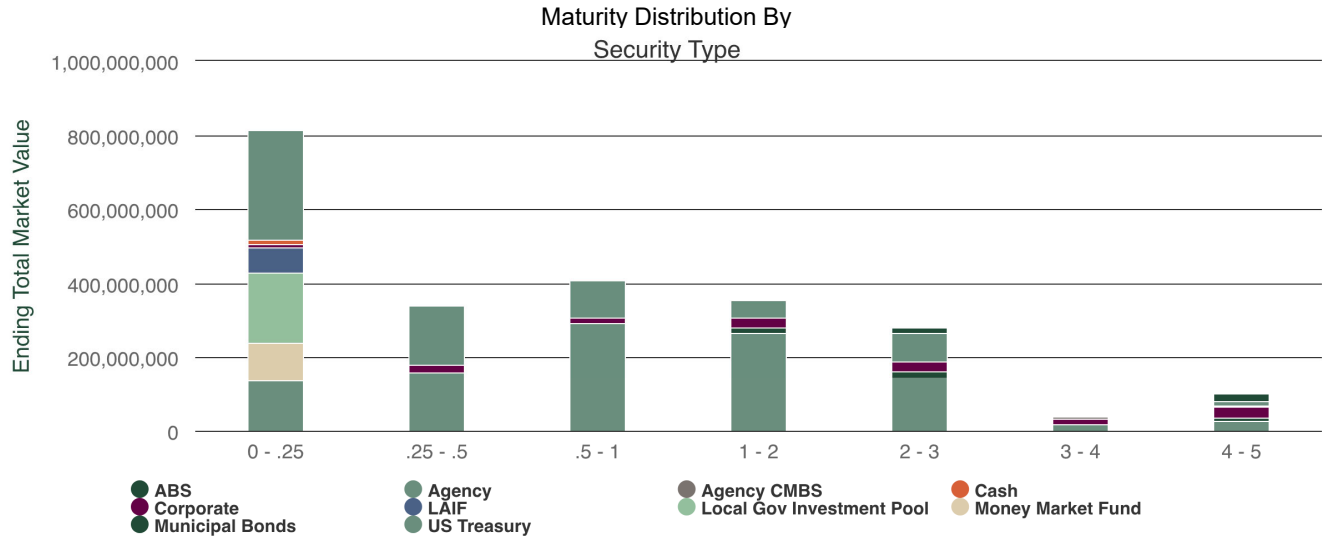
Total Pool **4.317%**

Total Pool TR **4.317%**

PARS 115 Yield **4.448%**



Solano County Treasury
Treasurer Charles Lomeli
Pool Portfolio Statistics Graphs
April 30, 2025





Solano County Treasury
Treasurer Charles Lomeli
 Pool Holdings
 April 30, 2025

Solano County Externally Mgd.
ABS

Portfolio Name	Security Type	CUSIP	Issuer	Original Cost	Current Par	Premium	Discount	Book Value	Mark to Market	Market Value
Solano County Externally Mgd.	ABS	38012QAD0	GM Financial Automobile Leasing Trus	904,892.94	905,000.00	0.00	(73.76)	904,926.24	(2,361.78)	902,564.46
Solano County Externally Mgd.	ABS	05613MAD1	BMW Vehicle Lease Trust	924,914.53	925,000.00	0.00	(2,678.05)	922,321.95	1,728.35	924,050.30
Solano County Externally Mgd.	ABS	89239TAD4	Toyota Auto Receivables Owner Trust	1,204,932.76	1,205,000.00	0.00	(54.73)	1,204,945.27	6,220.95	1,211,166.23
Solano County Externally Mgd.	ABS	44935DAD1	Hyundai Auto Lease Securitization Tr	1,259,886.22	1,260,000.00	0.00	(113.83)	1,259,886.17	5,282.35	1,265,168.52
Solano County Externally Mgd.	ABS	58769GAD5	Mercedes-Benz Auto Lease Trust	1,344,773.64	1,345,000.00	0.00	(160.58)	1,344,839.42	(671.97)	1,344,167.45
Solano County Externally Mgd.	ABS	38014AAD3	GM Financial Securitized Term	1,369,736.14	1,370,000.00	0.00	(213.24)	1,369,786.76	8,535.04	1,378,321.79
Solano County Externally Mgd.	ABS	36271VAD9	GM Financial Automobile Leasing Trus	1,869,779.34	1,870,000.00	0.00	(195.22)	1,869,804.78	13,550.76	1,883,355.54
Solano County Externally Mgd.	ABS	891943AD4	Toyota Lease Owner Trust	2,009,764.83	2,010,000.00	0.00	(165.21)	2,009,834.79	(719.19)	2,009,115.60
Solano County Externally Mgd.	ABS	448976AD2	Hyundai Auto Receivables Trust	1,999,853.60	2,000,000.00	0.00	(118.54)	1,999,881.46	9,620.54	2,009,502.00
Solano County Externally Mgd.	ABS	92970QAE5	WF Card Issuance Trust	2,129,683.48	2,130,000.00	0.00	(265.92)	2,129,734.08	9,450.06	2,139,184.13
Solano County Externally Mgd.	ABS	47800DAD6	John Deere Owner Trust	2,159,864.14	2,160,000.00	0.00	(127.14)	2,159,872.86	7,005.66	2,166,878.52
Solano County Externally Mgd.	ABS	44935WAD9	Hyundai Auto Lease Securitization Tr	2,194,835.59	2,195,000.00	0.00	(153.31)	2,194,846.69	21,934.08	2,216,780.77
Solano County Externally Mgd.	ABS	44935CAD3	Hyundai Auto Receivables Trust	2,719,598.80	2,720,000.00	0.00	(378.53)	2,719,621.47	12,116.97	2,731,738.43
Solano County Externally Mgd.	ABS	096924AD7	BMW Vehicle Owner Trust	2,939,710.41	2,940,000.00	0.00	(259.63)	2,939,740.37	25,201.12	2,964,941.49
Solano County Externally Mgd.	ABS	89239NAD7	Toyota Lease Owner Trust	2,949,961.36	2,950,000.00	0.00	(38.98)	2,949,961.02	29,778.81	2,979,739.84
Solano County Externally Mgd.	ABS	47786WAD2	John Deere Owner Trust	3,334,636.31	3,265,000.00	51,411.83	0.00	3,316,411.83	11,450.85	3,327,862.68
Solano County Externally Mgd.	ABS	43814VAC1	Honda Auto Receivables Owner Trust	3,449,893.74	3,450,000.00	0.00	(91.06)	3,449,908.94	34,643.50	3,484,552.44
Solano County Externally Mgd.	ABS	02582JKM1	American Express Credit Master Trust	4,958,898.38	4,960,000.00	0.00	(1,013.04)	4,958,986.96	59,754.82	5,018,741.78
Solano County Externally Mgd.	ABS	---	---	39,725,616.21	39,660,000.00	51,411.83	(6,100.77)	39,705,311.05	252,520.91	39,957,831.96

Solano County Externally Mgd.
Agency CMBS

Portfolio Name	Security Type	CUSIP	Issuer	Original Cost	Current Par	Premium	Discount	Book Value	Mark to Market	Market Value
Solano County Externally Mgd.	Agency CMBS	3137FK4M5	FHLMC	1,725,253.91	1,750,000.00	0.00	(22,900.75)	1,727,099.25	20,428.17	1,747,527.43
Solano County Externally Mgd.	Agency CMBS	3137H5YC5	FHLMC	2,319,921.88	2,500,000.00	0.00	(154,575.64)	2,345,424.36	1,565.89	2,346,990.25
Solano County Externally Mgd.	Agency CMBS	3137H9D71	FHLMC	3,716,343.75	3,920,000.00	0.00	(182,874.42)	3,737,125.58	21,220.28	3,758,345.86
Solano County Externally Mgd.	Agency CMBS	---	FHLMC	7,761,519.54	8,170,000.00	0.00	(360,350.81)	7,809,649.19	43,214.34	7,852,863.54

Solano County Externally Mgd.
Corporate

Portfolio Name	Security Type	CUSIP	Issuer	Original Cost	Current Par	Premium	Discount	Book Value	Mark to Market	Market Value
Solano County Externally Mgd.	Corporate	037833BG4	Apple Inc.	1,929,218.00	2,000,000.00	0.00	(916.71)	1,999,083.29	92.43	1,999,175.72
Solano County Externally Mgd.	Corporate	58989V2K9	Met Tower Global Funding	1,999,880.00	2,000,000.00	0.00	(108.87)	1,999,891.13	30,302.73	2,030,193.86
Solano County Externally Mgd.	Corporate	532457CU0	Eli Lilly and Company	2,168,611.20	2,170,000.00	0.00	(1,294.60)	2,168,705.40	38,015.34	2,206,720.74
Solano County Externally Mgd.	Corporate	756109CB8	Realty Income Corporation	2,475,875.00	2,500,000.00	0.00	(21,179.68)	2,478,820.32	(34,636.62)	2,444,183.70
Solano County Externally Mgd.	Corporate	828807DE4	Simon Property Group, Inc.	2,431,625.00	2,500,000.00	0.00	(67,822.38)	2,432,177.62	16,328.91	2,448,506.53
Solano County Externally Mgd.	Corporate	26442UAG9	Duke Energy Corporation	2,410,325.00	2,500,000.00	0.00	(82,436.69)	2,417,563.31	45,058.67	2,462,621.98
Solano County Externally Mgd.	Corporate	38141GWZ3	The Goldman Sachs Group, Inc.	2,445,925.00	2,500,000.00	0.00	(50,024.34)	2,449,975.66	26,060.57	2,476,036.23
Solano County Externally Mgd.	Corporate	40139LBJ1	Guardian Life Global Funding	2,497,425.00	2,500,000.00	0.00	(2,294.16)	2,497,705.84	(14,382.42)	2,483,323.43
Solano County Externally Mgd.	Corporate	66815L2T5	Northwestern Mutual Global Funding	2,489,237.95	2,500,000.00	0.00	(9,586.99)	2,490,413.01	5,815.94	2,496,228.95
Solano County Externally Mgd.	Corporate	06406RBN6	BNY Mellon Corp	2,477,975.00	2,500,000.00	0.00	(19,863.52)	2,480,136.48	37,028.34	2,517,164.83
Solano County Externally Mgd.	Corporate	14913UAR1	Caterpillar Inc.	2,519,150.00	2,500,000.00	15,142.89	0.00	2,515,142.89	2,648.51	2,517,791.40
Solano County Externally Mgd.	Corporate	89115A3C4	The Toronto-Dominion Bank	2,499,225.00	2,500,000.00	0.00	(723.44)	2,499,276.56	24,273.97	2,523,550.53
Solano County Externally Mgd.	Corporate	78017DAA6	Royal Bank of Canada	2,496,625.00	2,500,000.00	0.00	(3,144.31)	2,496,855.69	38,520.04	2,535,375.73
Solano County Externally Mgd.	Corporate	171239AL0	Chubb Limited	2,572,150.00	2,500,000.00	63,794.28	0.00	2,563,794.28	(21,305.48)	2,542,488.80
Solano County Externally Mgd.	Corporate	57629TBV8	Massachusetts Mutual Life Insurance	2,477,275.00	2,500,000.00	0.00	(21,526.64)	2,478,473.36	65,825.84	2,544,299.20
Solano County Externally Mgd.	Corporate	74340XCG4	Prologis, Inc.	2,491,200.00	2,500,000.00	0.00	(8,031.97)	2,491,968.03	54,762.37	2,546,730.40
Solano County Externally Mgd.	Corporate	00287YDS5	AbbVie Inc.	2,561,000.00	2,500,000.00	52,542.40	0.00	2,552,542.40	(2,958.87)	2,549,583.53
Solano County Externally Mgd.	Corporate	89236TNA9	Toyota Motor Corporation	2,489,500.00	2,500,000.00	0.00	(9,920.68)	2,490,079.32	61,986.73	2,552,066.05

Solano County Externally Mgd.	Corporate	06051GLG2	Bank of America Corporation	2,556,950.00	2,500,000.00	47,230.00	0.00	2,547,230.00	6,421.83	2,553,651.83
Solano County Externally Mgd.	Corporate	46647PDU7	JPMorgan Chase & Co.	2,592,875.00	2,500,000.00	79,000.55	0.00	2,579,000.55	(17,224.45)	2,561,776.10
Solano County Externally Mgd.	Corporate	24422EXT1	Deere & Company	2,563,825.00	2,500,000.00	55,578.84	0.00	2,555,578.84	7,255.29	2,562,832.13
Solano County Externally Mgd.	Corporate	61747YFF7	Morgan Stanley	2,577,950.00	2,500,000.00	65,244.37	0.00	2,565,244.37	1,202.53	2,566,446.90
Solano County Externally Mgd.	Corporate	341081GT8	Florida Power & Light	2,620,100.00	2,500,000.00	105,285.33	0.00	2,605,285.33	(16,321.38)	2,588,963.95
Solano County Externally Mgd.	Corporate	037833DB3	Apple Inc.	4,777,620.00	5,000,000.00	0.00	(143,814.61)	4,856,185.39	45,042.31	4,901,227.70
Solano County Externally Mgd.	Corporate	17275RBC5	Cisco Systems, Inc.	4,836,395.00	5,000,000.00	0.00	(71,893.81)	4,928,106.19	17,106.61	4,945,212.80
Solano County Externally Mgd.	Corporate	89236TKT1	Toyota Motor Corporation	4,962,615.00	5,000,000.00	0.00	(17,982.28)	4,982,017.72	29,150.33	5,011,168.05
Solano County Externally Mgd.	Corporate	166764BW9	Chevron Corporation	8,474,216.95	8,753,000.00	0.00	(2,443.32)	8,750,556.68	(6,194.93)	8,744,361.75
Solano County Externally Mgd.	Corporate	427866AU2	The Hershey Company	9,646,550.00	10,000,000.00	0.00	(56,230.68)	9,943,769.32	16,900.38	9,960,669.70
Solano County Externally Mgd.	Corporate	94988J6B8	Wells Fargo & Company	9,990,830.00	10,000,000.00	0.00	(1,191.58)	9,998,808.42	17,512.28	10,016,320.70
Solano County Externally Mgd.	Corporate	594918BJ2	Microsoft Corporation	11,471,364.00	11,400,000.00	5,641.90	0.00	11,405,641.90	(82,443.58)	11,323,198.31
Solano County Externally Mgd.	Corporate	931142ER0	Walmart Inc.	19,532,385.28	21,760,000.00	0.00	(888,226.12)	20,871,773.88	104,984.71	20,976,758.59

Solano County Externally Mgd.	Corporate	---	---	130,035,898.38	133,083,000.00	489,460.55	(1,480,657.40)	132,091,803.15	496,826.93	132,588,630.08
--------------------------------------	------------------	------------	------------	-----------------------	-----------------------	-------------------	-----------------------	-----------------------	-------------------	-----------------------

**Solano County Externally Mgd.
US Treasury**

Portfolio Name	Security Type	CUSIP	Issuer	Original Cost	Current Par	Premium	Discount	Book Value	Mark to Market	Market Value
Solano County Externally Mgd.	US Treasury	91282CKY6	Government of The United States	3,538,417.97	3,500,000.00	24,829.54	0.00	3,524,829.54	6,205.62	3,531,035.17
Solano County Externally Mgd.	US Treasury	91282CKZ3	Government of The United States	3,555,234.38	3,500,000.00	43,013.83	0.00	3,543,013.83	13,587.75	3,556,601.58
Solano County Externally Mgd.	US Treasury	91282CLX7	Government of The United States	4,976,757.81	5,000,000.00	0.00	(19,944.42)	4,980,055.58	83,811.62	5,063,867.20
Solano County Externally Mgd.	US Treasury	91282CLR0	Government of The United States	4,961,132.81	5,000,000.00	0.00	(35,605.05)	4,964,394.95	124,081.60	5,088,476.55
Solano County Externally Mgd.	US Treasury	91282CLN9	Government of The United States	9,760,625.00	10,000,000.00	0.00	(216,335.33)	9,783,664.67	139,382.23	9,923,046.90
Solano County Externally Mgd.	US Treasury	91282CLP4	Government of The United States	9,890,742.19	10,000,000.00	0.00	(80,687.95)	9,919,312.05	47,484.85	9,966,796.90
Solano County Externally Mgd.	US Treasury	91282CKX8	Government of The United States	10,100,000.00	10,000,000.00	88,111.53	0.00	10,088,111.53	131,419.67	10,219,531.20

Solano County Externally Mgd.	US Treasury	---	Government of The United States	46,782,910.16	47,000,000.00	155,954.91	(352,572.76)	46,803,382.15	545,973.34	47,349,355.50
--------------------------------------	--------------------	------------	--	----------------------	----------------------	-------------------	---------------------	----------------------	-------------------	----------------------

**Solano County Internally Mgd.
Agency**

Portfolio Name	Security Type	CUSIP	Issuer	Original Cost	Current Par	Premium	Discount	Book Value	Mark to Market	Market Value
Solano County Internally Mgd.	Agency	3130APDL6	Federal Home Loan Banks	6,434,332.08	6,960,000.00	0.00	(41,282.82)	6,918,717.18	382.24	6,919,099.42
Solano County Internally Mgd.	Agency	3130ASM97	Federal Home Loan Banks	7,409,775.00	7,500,000.00	0.00	(8,969.11)	7,491,030.89	(503.39)	7,490,527.50
Solano County Internally Mgd.	Agency	3134GXR63	Federal Home Loan Mortgage Corp	9,852,590.00	10,000,000.00	0.00	(18,329.98)	9,981,670.02	8,537.78	9,990,207.80
Solano County Internally Mgd.	Agency	3133ERML2	Farm Credit System	10,098,000.00	10,000,000.00	63,040.39	0.00	10,063,040.39	30,626.71	10,093,667.10
Solano County Internally Mgd.	Agency	3133ERKR1	Farm Credit System	10,115,000.00	10,000,000.00	73,181.34	0.00	10,073,181.34	31,958.06	10,105,139.40
Solano County Internally Mgd.	Agency	3130B1BC0	Federal Home Loan Banks	10,228,000.00	10,000,000.00	192,547.61	0.00	10,192,547.61	104,268.99	10,296,816.60
Solano County Internally Mgd.	Agency	3130ATHW0	Federal Home Loan Banks	10,620,555.00	10,505,000.00	91,504.97	0.00	10,596,504.97	26,775.45	10,623,280.42
Solano County Internally Mgd.	Agency	3134GXXG24	Federal Home Loan Mortgage Corp	12,851,384.00	13,000,000.00	0.00	(14,313.79)	12,985,686.21	1,760.73	12,987,446.94
Solano County Internally Mgd.	Agency	313385JW7	Federal Home Loan Banks	14,693,320.83	15,000,000.00	0.00	(159,299.23)	14,840,700.77	617.98	14,841,318.75
Solano County Internally Mgd.	Agency	3133EPRS6	Farm Credit System	14,965,680.00	15,000,000.00	0.00	(4,840.00)	14,995,160.00	19,343.50	15,014,503.50
Solano County Internally Mgd.	Agency	3133EPNB7	Farm Credit System	17,961,748.78	18,141,000.00	0.00	(12,605.57)	18,128,394.43	14,410.24	18,142,804.67
Solano County Internally Mgd.	Agency	3136G4W41	FNMA	18,326,320.00	20,000,000.00	0.00	(221,882.15)	19,778,117.85	(2,667.25)	19,775,450.60
Solano County Internally Mgd.	Agency	3134GYR79	Federal Home Loan Mortgage Corp	20,000,000.00	20,000,000.00	0.00	0.00	20,000,000.00	954.40	20,000,954.40
Solano County Internally Mgd.	Agency	3130AWS92	Federal Home Loan Banks	19,911,800.00	20,000,000.00	0.00	(17,457.61)	19,982,542.39	60,906.81	20,043,449.20
Solano County Internally Mgd.	Agency	3137EAEX3	Federal Home Loan Mortgage Corp	19,705,386.84	21,480,000.00	0.00	(293,408.11)	21,186,591.89	(37,329.12)	21,149,262.77
Solano County Internally Mgd.	Agency	3133ELV92	Farm Credit System	19,659,196.20	22,925,000.00	0.00	(1,945,074.32)	20,979,925.68	483,174.35	21,463,100.03
Solano County Internally Mgd.	Agency	3130ARTJ0	Federal Home Loan Banks	21,767,762.10	22,710,000.00	0.00	(107,215.83)	22,602,784.17	31,437.32	22,634,221.50
Solano County Internally Mgd.	Agency	3134GXAZ7	Federal Home Loan Mortgage Corp	22,609,375.00	25,000,000.00	0.00	(540,175.98)	24,459,824.02	60,266.23	24,520,090.25
Solano County Internally Mgd.	Agency	3130APHY4	Federal Home Loan Banks	22,964,250.00	25,000,000.00	0.00	(390,321.76)	24,609,678.24	10,338.76	24,620,017.00
Solano County Internally Mgd.	Agency	3137EAEU9	Federal Home Loan Mortgage Corp	22,955,467.50	25,000,000.00	0.00	(245,343.90)	24,754,656.10	25,329.65	24,779,985.75
Solano County Internally Mgd.	Agency	313385HZ2	Federal Home Loan Banks	24,373,864.50	25,000,000.00	0.00	(206,615.20)	24,793,384.80	(384.80)	24,793,000.00
Solano County Internally Mgd.	Agency	3135G0SC3	FNMA	22,682,925.00	25,000,000.00	0.00	(164,137.54)	24,835,862.46	15,915.79	24,851,778.25
Solano County Internally Mgd.	Agency	3133EPHF5	Farm Credit System	25,263,925.75	25,000,000.00	54,215.46	0.00	25,054,215.46	(79,419.46)	24,974,796.00
Solano County Internally Mgd.	Agency	3130AW2K5	Federal Home Loan Banks	25,000,000.00	25,000,000.00	0.00	0.00	25,000,000.00	(23,791.75)	24,976,208.25
Solano County Internally Mgd.	Agency	3133ERPX3	Farm Credit System	25,000,000.00	25,000,000.00	0.00	0.00	25,000,000.00	38,111.25	25,038,111.25
Solano County Internally Mgd.	Agency	3133EPVY8	Farm Credit System	24,984,025.00	25,000,000.00	0.00	(3,006.28)	24,996,993.72	59,422.78	25,056,416.50
Solano County Internally Mgd.	Agency	3130AXU63	Federal Home Loan Banks	25,314,175.00	25,000,000.00	167,619.33	0.00	25,167,619.33	169,826.92	25,337,446.25
Solano County Internally Mgd.	Agency	3130AWER7	Federal Home Loan Banks	41,310,329.17	41,690,000.00	0.00	(22,009.90)	41,667,990.10	27,831.08	41,695,821.17
Solano County Internally Mgd.	Agency	3133ERDS7	Farm Credit System	44,454,828.00	44,000,000.00	328,387.60	0.00	44,328,387.60	561,546.28	44,889,933.88
Solano County Internally Mgd.	Agency	3135G04Z3	FNMA	46,389,190.00	50,000,000.00	0.00	(213,976.31)	49,786,023.69	(30,323.69)	49,755,700.00
Solano County Internally Mgd.	Agency	3133ERMA6	Farm Credit System	49,953,000.00	50,000,000.00	0.00	(26,331.77)	49,973,668.23	280,296.77	50,253,965.00

Solano County Internally Mgd.	Agency	---	---	667,856,205.75	688,911,000.00	970,496.70	(4,656,597.16)	685,224,899.54	1,889,620.61	687,114,520.15
-------------------------------	--------	-----	-----	----------------	----------------	------------	----------------	----------------	--------------	----------------

**Solano County Internally Mgd.
Corporate**

Portfolio Name	Security Type	CUSIP	Issuer	Original Cost	Current Par	Premium	Discount	Book Value	Mark to Market	Market Value
Solano County Internally Mgd.	Corporate	06055JFP9	Bank of America Corporation	10,000,000.00	10,000,000.00	0.00	0.00	10,000,000.00	29,980.40	10,029,980.40
Solano County Internally Mgd.	Corporate	06055JFP9	Bank of America Corporation	10,000,000.00	10,000,000.00	0.00	0.00	10,000,000.00	29,980.40	10,029,980.40

**Solano County Internally Mgd.
Municipal Bonds**

Portfolio Name	Security Type	CUSIP	Issuer	Original Cost	Current Par	Premium	Discount	Book Value	Mark to Market	Market Value
Solano County Internally Mgd.	Municipal Bonds	834SCFCP7	Solano County COP	1,335,000.00	1,335,000.00	0.00	0.00	1,335,000.00	0.00	1,335,000.00
Solano County Internally Mgd.	Municipal Bonds	797272TF8	San Diego Community College Distric	2,863,756.00	2,800,000.00	52,735.36	0.00	2,852,735.36	14,114.64	2,866,850.00
Solano County Internally Mgd.	Municipal Bonds	882723B24	Texas Public Finance Authority	3,872,440.00	4,000,000.00	0.00	(51,987.47)	3,948,012.53	(1,508.53)	3,946,504.00
Solano County Internally Mgd.	Municipal Bonds	882723B32	Texas Public Finance Authority	4,873,050.00	5,000,000.00	0.00	(66,133.83)	4,933,866.17	(8,721.17)	4,925,145.00
Solano County Internally Mgd.	Municipal Bonds	13067WSW3	State of California	9,099,000.00	10,000,000.00	0.00	(311,450.15)	9,688,549.85	(122,809.85)	9,565,740.00
Solano County Internally Mgd.	Municipal Bonds	13063EBP0	State of California	10,648,700.00	10,000,000.00	574,295.65	0.00	10,574,295.65	(158,045.65)	10,416,250.00
Solano County Internally Mgd.	Municipal Bonds	13063DC48	State of California	11,168,771.25	12,075,000.00	0.00	(731,363.18)	11,343,636.82	37,859.70	11,381,496.53
Solano County Internally Mgd.	Municipal Bonds	---	---	43,860,717.25	45,210,000.00	627,031.01	(1,160,934.64)	44,676,096.37	(239,110.85)	44,436,985.53

**Solano County Internally Mgd.
US Treasury**

Portfolio Name	Security Type	CUSIP	Issuer	Original Cost	Current Par	Premium	Discount	Book Value	Mark to Market	Market Value
Solano County Internally Mgd.	US Treasury	912828R36	Government of The United States	14,466,210.90	15,000,000.00	0.00	(392,612.26)	14,607,387.74	50,659.06	14,658,046.80
Solano County Internally Mgd.	US Treasury	912797MH7	Government of The United States	14,702,500.00	15,000,000.00	0.00	(214,200.00)	14,785,800.00	(3,277.95)	14,782,522.05
Solano County Internally Mgd.	US Treasury	91282CAJ0	Government of The United States	14,585,156.25	15,000,000.00	0.00	(196,821.82)	14,803,178.18	(3,959.48)	14,799,218.70
Solano County Internally Mgd.	US Treasury	912828M56	Government of The United States	14,753,906.25	15,000,000.00	0.00	(155,563.79)	14,844,436.21	3,454.34	14,847,890.55
Solano County Internally Mgd.	US Treasury	91282CHN4	Government of The United States	15,045,945.00	15,000,000.00	18,965.05	0.00	15,018,965.05	(3,965.05)	15,015,000.00
Solano County Internally Mgd.	US Treasury	91282CCH2	Government of The United States	18,240,780.00	20,000,000.00	0.00	(1,507,605.93)	18,492,394.07	111,512.13	18,603,906.20
Solano County Internally Mgd.	US Treasury	912797PW1	Government of The United States	19,598,308.40	20,000,000.00	0.00	(301,836.06)	19,698,163.94	(2,422.94)	19,695,741.00
Solano County Internally Mgd.	US Treasury	91282CGV7	Government of The United States	19,875,000.00	20,000,000.00	0.00	(94,209.89)	19,905,790.11	65,108.29	19,970,898.40
Solano County Internally Mgd.	US Treasury	91282CKH3	Government of The United States	20,061,200.00	20,000,000.00	46,594.03	0.00	20,046,594.03	53,718.37	20,100,312.40
Solano County Internally Mgd.	US Treasury	91282CKV2	Government of The United States	20,611,718.75	20,000,000.00	477,322.77	0.00	20,477,322.77	(58,562.77)	20,418,760.00
Solano County Internally Mgd.	US Treasury	91282CCJ8	Government of The United States	23,781,250.00	25,000,000.00	0.00	(918,773.91)	24,081,226.09	81,859.91	24,163,086.00
Solano County Internally Mgd.	US Treasury	91282CCF6	Government of The United States	23,785,156.25	25,000,000.00	0.00	(901,257.81)	24,098,742.19	78,992.31	24,177,734.50
Solano County Internally Mgd.	US Treasury	91282CBC4	Government of The United States	24,014,648.50	25,000,000.00	0.00	(622,969.24)	24,377,030.76	25,117.74	24,402,148.50
Solano County Internally Mgd.	US Treasury	91282CGE5	Government of The United States	24,722,656.25	25,000,000.00	0.00	(132,531.42)	24,867,468.58	111,535.42	24,979,004.00
Solano County Internally Mgd.	US Treasury	91282CGL9	Government of The United States	24,759,765.63	25,000,000.00	0.00	(121,584.59)	24,878,415.41	116,311.09	24,994,726.50
Solano County Internally Mgd.	US Treasury	912797ND5	Government of The United States	24,568,187.50	25,000,000.00	0.00	0.00	25,000,000.00	0.00	25,000,000.00
Solano County Internally Mgd.	US Treasury	91282CJE2	Government of The United States	25,169,922.00	25,000,000.00	84,982.32	0.00	25,084,982.32	15,603.68	25,100,586.00
Solano County Internally Mgd.	US Treasury	91282CHM6	Government of The United States	24,904,296.88	25,000,000.00	0.00	(56,965.41)	24,943,034.59	254,230.91	25,197,265.50
Solano County Internally Mgd.	US Treasury	91282CKK6	Government of The United States	25,235,560.25	25,000,000.00	223,971.04	0.00	25,223,971.04	9,036.71	25,233,007.75
Solano County Internally Mgd.	US Treasury	91282CKS9	Government of The United States	25,055,664.06	25,000,000.00	32,448.20	0.00	25,032,448.20	225,376.80	25,257,825.00
Solano County Internally Mgd.	US Treasury	91282CKZ3	Government of The United States	25,406,250.00	25,000,000.00	406,250.00	0.00	25,406,250.00	(1,953.00)	25,404,297.00
Solano County Internally Mgd.	US Treasury	912797MG9	Government of The United States	29,379,562.50	30,000,000.00	0.00	(332,791.67)	29,667,208.33	(8,717.83)	29,658,490.50
Solano County Internally Mgd.	US Treasury	91282CFE6	Government of The United States	29,740,429.65	30,000,000.00	0.00	(100,103.40)	29,899,896.60	(4,427.70)	29,895,468.90
Solano County Internally Mgd.	US Treasury	912828XB1	Government of The United States	29,502,000.00	30,000,000.00	0.00	(27,030.20)	29,972,969.80	395.60	29,973,365.40
Solano County Internally Mgd.	US Treasury	91282CEQ0	Government of The United States	28,843,359.30	30,000,000.00	0.00	(28,356.46)	29,971,643.54	8,814.76	29,980,458.30
Solano County Internally Mgd.	US Treasury	912828K74	Government of The United States	34,106,054.60	35,000,000.00	0.00	(139,636.57)	34,860,363.43	(98,937.78)	34,761,425.65
Solano County Internally Mgd.	US Treasury	91282CFB2	Government of The United States	38,618,937.50	40,000,000.00	0.00	(1,203,500.19)	38,796,499.81	469,124.99	39,265,624.80
Solano County Internally Mgd.	US Treasury	91282CKY6	Government of The United States	40,507,193.75	40,000,000.00	391,948.56	0.00	40,391,948.56	(37,260.96)	40,354,687.60
Solano County Internally Mgd.	US Treasury	91282CHB0	Government of The United States	44,775,195.25	45,000,000.00	0.00	(196,475.21)	44,803,524.79	77,998.76	44,881,523.55
Solano County Internally Mgd.	US Treasury	91282CEW7	Government of The United States	49,689,453.13	50,000,000.00	0.00	(245,979.83)	49,754,020.17	(105,582.67)	49,648,437.50
Solano County Internally Mgd.	US Treasury	91282CEY3	Government of The United States	49,570,312.50	50,000,000.00	0.00	(108,737.97)	49,891,262.03	(29,445.53)	49,861,816.50
Solano County Internally Mgd.	US Treasury	91282CHH7	Government of The United States	49,662,109.38	50,000,000.00	0.00	(200,485.03)	49,799,514.97	350,875.53	50,150,390.50
Solano County Internally Mgd.	US Treasury	91282CGA3	Government of The United States	109,468,671.88	110,000,000.00	0.00	(254,512.36)	109,745,487.64	233,028.26	109,978,515.90
Solano County Internally Mgd.	US Treasury	---	Government of The United States	977,207,362.31	990,000,000.00	1,682,481.96	(8,454,541.03)	983,227,940.93	1,984,241.02	985,212,181.95

Summary											
	Portfolio Name	Security Type	CUSIP	Issuer	Original Cost	Current Par	Premium	Discount	Book Value	Mark to Market	Market Value
---		---	---		1,923,230,229.60	1,962,034,000.00	3,976,836.95	(16,471,754.55)	1,949,539,082.39	5,003,266.70	1,954,542,349.10



Solano County Treasury
Treasurer Charles Lomeli
Pool Transactions
April 1, 2025

Solano County Externally Mgd.

Buy										
Portfolio Name	Transaction Type	Trade Date	Settlement Date	Post Date	CUSIP	Security Description	Quantity	Amount	Purchased/Sold Interest	Total Amount
Solano County Externally Mgd.	Buy	04/22/2025	04/23/2025	04/23/2025	828807DE4	SIMON PROPERTY GROUP LP 3.375 12/01/2027	2,500,000.00	(2,431,625.00)	33,281.25	(2,464,906.25)
Solano County Externally Mgd.	Buy	04/24/2025	04/30/2025	04/30/2025	44935DAD1	HALST 2025-B A3 4.53 04/17/2028	1,260,000.00	(1,259,886.22)	0.00	(1,259,886.22)
Solano County Externally Mgd.	Buy	04/23/2025	04/25/2025	04/25/2025	---	---	3,760,000.00	(3,691,511.22)	33,281.25	(3,724,792.47)

Solano County Externally Mgd.

Coupon										
Portfolio Name	Transaction Type	Trade Date	Settlement Date	Post Date	CUSIP	Security Description	Quantity	Amount	Purchased/Sold Interest	Total Amount
Solano County Externally Mgd.	Coupon	04/01/2025	04/01/2025	04/25/2025	3137FK4M5	FHMS K-085 A2 4.06 10/25/2028	0.00	(0.00)	0.00	5,920.83
Solano County Externally Mgd.	Coupon	04/01/2025	04/01/2025	04/25/2025	3137H5YC5	FHMS K-748 A2 2.26 01/25/2029	0.00	(0.00)	0.00	4,708.33
Solano County Externally Mgd.	Coupon	04/01/2025	04/01/2025	04/25/2025	3137H9D71	FHMS K-750 A2 3.0 09/25/2029	0.00	0.00	0.00	9,800.00
Solano County Externally Mgd.	Coupon	04/25/2025	04/25/2025	04/25/2025	06051GLG2	BANK OF AMERICA CORP 5.202 04/25/2029	0.00	0.00	0.00	65,025.00
Solano County Externally Mgd.	Coupon	04/15/2025	04/15/2025	04/15/2025	47786WAD2	JDOT 2024-B A3 5.2 03/15/2029	0.00	(0.00)	0.00	14,148.33
Solano County Externally Mgd.	Coupon	04/15/2025	04/15/2025	04/15/2025	14913UAR1	CATERPILLAR FINANCIAL SERVICES CORP 4.4 10/15/2027	0.00	0.00	0.00	55,000.00
Solano County Externally Mgd.	Coupon	04/20/2025	04/20/2025	04/21/2025	891943AD4	TLOT 2024-B A3 4.21 09/20/2027	0.00	0.00	0.00	7,051.75
Solano County Externally Mgd.	Coupon	04/15/2025	04/15/2025	04/15/2025	58769GAD5	MBALT 2024-B A3 4.23 02/15/2028	0.00	0.01	0.00	4,741.13
Solano County Externally Mgd.	Coupon	04/20/2025	04/20/2025	04/21/2025	38012QAD0	GMALT 2024-3 A3 4.21 10/20/2027	0.00	(0.00)	0.00	3,175.04
Solano County Externally Mgd.	Coupon	04/25/2025	04/25/2025	04/25/2025	05613MAD1	BMWLT 2024-2 A3 4.18 10/25/2027	0.00	(0.00)	0.00	3,222.08
Solano County Externally Mgd.	Coupon	04/15/2025	04/15/2025	04/15/2025	448976AD2	HART 2024-C A3 4.41 05/15/2029	0.00	0.00	0.00	7,350.00
Solano County Externally Mgd.	Coupon	04/16/2025	04/16/2025	04/16/2025	38014AAD3	GMCAR 2024-4 A3 4.4 08/16/2029	0.00	0.01	0.00	5,023.34
Solano County Externally Mgd.	Coupon	04/15/2025	04/15/2025	04/15/2025	89239TAD4	TAOT 2024-D A3 4.4 06/15/2029	0.00	(0.00)	0.00	4,418.33
Solano County Externally Mgd.	Coupon	04/15/2025	04/15/2025	04/15/2025	92970QAE5	WFCIT 2024-2 A 4.29 10/15/2029	0.00	0.00	0.00	7,614.75
Solano County Externally Mgd.	Coupon	04/30/2025	04/30/2025	04/30/2025	91282CLR0	UNITED STATES TREASURY 4.125 10/31/2029	0.00	0.00	0.00	103,125.00
Solano County Externally Mgd.	Coupon	04/15/2025	04/15/2025	04/15/2025	44935WAD9	HALST 2025-A A3 4.83 01/18/2028	0.00	0.01	0.00	8,834.88
Solano County Externally Mgd.	Coupon	04/15/2025	04/15/2025	04/15/2025	02582JKM1	AMXCA 2025-1 A 4.56 12/17/2029	0.00	0.00	0.00	18,848.00
Solano County Externally Mgd.	Coupon	04/21/2025	04/21/2025	04/21/2025	43814VAC1	HAROT 2025-1 A3 4.57 09/21/2029	0.00	0.00	0.00	13,138.75
Solano County Externally Mgd.	Coupon	04/25/2025	04/25/2025	04/25/2025	096924AD7	BMWOT 2025-A A3 4.56 09/25/2029	0.00	0.00	0.00	11,172.00
Solano County Externally Mgd.	Coupon	04/20/2025	04/20/2025	04/21/2025	36271VAD9	GMALT 2025-1 A3 4.66 02/21/2028	0.00	(0.00)	0.00	7,261.83
Solano County Externally Mgd.	Coupon	04/20/2025	04/20/2025	04/21/2025	89239NAD7	TLOT 2025-A A3 4.75 02/22/2028	0.00	(0.00)	0.00	11,677.08
Solano County Externally Mgd.	Coupon	04/15/2025	04/15/2025	04/15/2025	47800DAD6	JDOT 2025 A3 4.23 09/17/2029	0.00	(1,440.00)	0.00	8,629.20
Solano County Externally Mgd.	Coupon	04/15/2025	04/15/2025	04/15/2025	44935CAD3	HART 2025-A A3 4.32 10/15/2029	0.00	0.00	0.00	10,771.20
Solano County Externally Mgd.	Coupon	03/16/2025	03/16/2025	03/20/2025	89239NAD7	TLOT 2025-A A3 4.75 02/22/2028	0.00	7,784.72	0.00	0.00
Solano County Externally Mgd.	Coupon	03/21/2025	03/21/2025	03/24/2025	---	---	0.00	6,344.71	0.00	390,656.85

Solano County Internally Mgd.

Buy										
Portfolio Name	Transaction Type	Trade Date	Settlement Date	Post Date	CUSIP	Security Description	Quantity	Amount	Purchased/Sold Interest	Total Amount
Solano County Internally Mgd.	Buy	04/10/2025	04/11/2025	04/11/2025	91282CHB0	UNITED STATES TREASURY 3.625 05/15/2026	25,000,000.00	(24,930,664.00)	368,007.60	(25,298,671.60)
Solano County Internally Mgd.	Buy	04/28/2025	04/29/2025	04/29/2025	91282CKY6	UNITED STATES TREASURY 4.625 06/30/2026	20,000,000.00	(20,173,600.00)	304,074.59	(20,477,674.59)
Solano County Internally Mgd.	Buy	04/09/2025	04/10/2025	04/10/2025	31338XEY8	FEDERAL HOME LOAN BANKS 04/29/2025	50,000,000.00	(49,888,111.00)	0.00	(49,888,111.00)
Solano County Internally Mgd.	Buy	04/09/2025	04/10/2025	04/10/2025	91279PB7	UNITED STATES TREASURY 04/29/2025	50,000,000.00	(49,888,243.00)	0.00	(49,888,243.00)
Solano County Internally Mgd.	Buy	04/10/2025	04/11/2025	04/11/2025	91282CKK6	UNITED STATES TREASURY 4.875 04/30/2026	25,000,000.00	(25,235,560.25)	545,407.46	(25,780,967.71)
Solano County Internally Mgd.	Buy	04/30/2025	05/01/2025	05/01/2025	91282CKZ3	UNITED STATES TREASURY 4.375 07/15/2027	25,000,000.00	(25,406,250.00)	320,269.34	0.00
Solano County Internally Mgd.	Buy	04/14/2025	04/15/2025	04/15/2025	---	---	195,000,000.00	(195,522,428.25)	1,537,758.99	(171,333,667.90)

Solano County Internally Mgd.

Coupon										
Portfolio Name	Transaction Type	Trade Date	Settlement Date	Post Date	CUSIP	Security Description	Quantity	Amount	Purchased/Sold Interest	Total Amount
Solano County Internally Mgd.	Coupon	04/01/2025	04/01/2025	04/01/2025	882723B24	TEXAS ST 3.011 10/01/2026	0.00	0.00	0.00	60,220.00
Solano County Internally Mgd.	Coupon	04/01/2025	04/01/2025	04/01/2025	072024WQ1	BAY AREA TOLL AUTH CALIF TOLL BRDG REV 2.325 04/01/2025	0.00	0.01	0.00	125,980.13
Solano County Internally Mgd.	Coupon	04/01/2025	04/01/2025	04/01/2025	882723B32	TEXAS ST 3.151 10/01/2027	0.00	0.00	0.00	78,775.00
Solano County Internally Mgd.	Coupon	04/15/2025	04/15/2025	04/15/2025	91282CEH0	UNITED STATES TREASURY 2.625 04/15/2025	0.00	0.00	0.00	656,250.00
Solano County Internally Mgd.	Coupon	04/15/2025	04/15/2025	04/15/2025	91282CGV7	UNITED STATES TREASURY 3.75 04/15/2026	0.00	0.00	0.00	375,000.00
Solano County Internally Mgd.	Coupon	04/27/2025	04/27/2025	04/28/2025	31333EPHF5	FEDERAL FARM CREDIT BANKS FUNDING CORP 4.125 10/27/2025	0.00	0.00	0.00	515,625.00

Solano County Internally Mgd.	Coupon	04/28/2025	04/28/2025	04/28/2025	3133EPHE8	FEDERAL FARM CREDIT BANKS FUNDING CORP 4.25 04/28/2025	0.00	0.00	0.00	615,718.75
Solano County Internally Mgd.	Coupon	04/25/2025	04/25/2025	04/25/2025	3130ARTJ0	FEDERAL HOME LOAN BANKS 3.0 07/25/2025	0.00	0.00	0.00	170,325.00
Solano County Internally Mgd.	Coupon	04/30/2025	04/30/2025	04/30/2025	91282CJE2	UNITED STATES TREASURY 5.0 10/31/2025	0.00	0.00	0.00	625,000.00
Solano County Internally Mgd.	Coupon	04/15/2025	04/15/2025	04/15/2025	3130APHY4	FEDERAL HOME LOAN BANKS 0.88 10/15/2025	0.00	0.00	0.00	110,000.00
Solano County Internally Mgd.	Coupon	04/01/2025	04/01/2025	04/01/2025	3134GVSN9	FEDERAL HOME LOAN MORTGAGE CORP 0.7 04/01/2025	0.00	0.00	0.00	26,250.00
Solano County Internally Mgd.	Coupon	04/24/2025	04/24/2025	04/24/2025	3133ERMA6	FEDERAL FARM CREDIT BANKS FUNDING CORP 4.5 04/24/2026	0.00	0.00	0.00	1,125,000.00
Solano County Internally Mgd.	Coupon	04/30/2025	04/30/2025	04/30/2025	91282CKK6	UNITED STATES TREASURY 4.875 04/30/2026	0.00	0.00	0.00	609,375.00

Solano County Internally Mgd.	Coupon	04/01/2025	04/01/2025	04/01/2025	---	---	0.00	0.01	0.00	5,093,518.88
--------------------------------------	---------------	-------------------	-------------------	-------------------	------------	------------	-------------	-------------	-------------	---------------------

Solano County Internally Mgd.

Maturity

Portfolio Name	Transaction Type	Trade Date	Settlement Date	Post Date	CUSIP	Security Description	Quantity	Amount	Purchased/Sold Interest	Total Amount
Solano County Internally Mgd.	Maturity	04/01/2025	04/01/2025	04/01/2025	072024WQ1	BAY AREA TOLL AUTH CALIF TOLL BRDG REV 2.325 04/01/2025	(10,837,000.00)	10,837,000.00	0.00	10,837,000.00
Solano County Internally Mgd.	Maturity	04/15/2025	04/15/2025	04/15/2025	91282CEH0	UNITED STATES TREASURY 2.625 04/15/2025	(50,000,000.00)	50,000,000.00	0.00	50,000,000.00
Solano County Internally Mgd.	Maturity	04/28/2025	04/28/2025	04/28/2025	3133EPHE8	FEDERAL FARM CREDIT BANKS FUNDING CORP 4.25 04/28/2025	(28,975,000.00)	28,975,000.00	0.00	28,975,000.00
Solano County Internally Mgd.	Maturity	04/01/2025	04/01/2025	04/01/2025	3134GVSN9	FEDERAL HOME LOAN MORTGAGE CORP 0.7 04/01/2025	(15,000,000.00)	15,000,000.00	0.00	15,000,000.00
Solano County Internally Mgd.	Maturity	04/10/2025	04/10/2025	04/10/2025	912797NB9	UNITED STATES TREASURY 04/10/2025	(35,000,000.00)	35,000,000.00	0.00	35,000,000.00
Solano County Internally Mgd.	Maturity	04/29/2025	04/29/2025	04/29/2025	313385EY8	FEDERAL HOME LOAN BANKS 04/29/2025	(50,000,000.00)	50,000,000.00	0.00	50,000,000.00
Solano County Internally Mgd.	Maturity	04/29/2025	04/29/2025	04/29/2025	912797PB7	UNITED STATES TREASURY 04/29/2025	(50,000,000.00)	50,000,000.00	0.00	50,000,000.00

Solano County Internally Mgd.	Maturity	04/20/2025	04/20/2025	04/20/2025	---	---	(239,812,000.00)	239,812,000.00	0.00	239,812,000.00
--------------------------------------	-----------------	-------------------	-------------------	-------------------	------------	------------	-------------------------	-----------------------	-------------	-----------------------

Solano County Internally Mgd.

Transfer Out

Portfolio Name	Transaction Type	Trade Date	Settlement Date	Post Date	CUSIP	Security Description	Quantity	Amount	Purchased/Sold Interest	Total Amount
Solano County Internally Mgd.	Transfer Out	04/14/2025	04/14/2025	04/14/2025	834SCFCP7	Solano County COP 3.340% 11/15/27 3.34 11/15/2027	(415,000.00)	415,000.00	(500.54)	0.00
Solano County Internally Mgd.	Transfer Out	04/14/2025	04/14/2025	04/14/2025	834SCFCP7	Solano County COP 3.340% 11/15/27 3.34 11/15/2027	(415,000.00)	415,000.00	(500.54)	0.00

Summary

Portfolio Name	Transaction Type	Trade Date	Settlement Date	Post Date	CUSIP	Security Description	Quantity	Amount	Purchased/Sold Interest	Total Amount
---	---	04/17/2025	04/18/2025	04/18/2025	---	---	(41,467,000.00)	41,019,405.25	1,570,539.70	70,237,715.36



Solano County Treasury
Treasurer Charles Lomeli
 PARS115 Holdings
 April 30, 2025

Solano County PARS 115
Agency

Portfolio Name	Security Type	CUSIP	Issuer	Original Cost	Current Par	Premium	Discount	Book Value	Mark to Market	Market Value
Solano County PARS 115	Agency	3133ERPX3	Farm Credit System	2,497,125.00	2,500,000.00	0.00	(1,346.90)	2,498,653.10	5,158.03	2,503,811.13
Solano County PARS 115	Agency	3130AW2K5	Federal Home Loan Banks	5,000,000.00	5,000,000.00	0.00	0.00	5,000,000.00	(4,758.35)	4,995,241.65
Solano County PARS 115	Agency	---	---	7,497,125.00	7,500,000.00	0.00	(1,346.90)	7,498,653.10	399.68	7,499,052.78

Solano County PARS 115
Corporate

Portfolio Name	Security Type	CUSIP	Issuer	Original Cost	Current Par	Premium	Discount	Book Value	Mark to Market	Market Value
Solano County PARS 115	Corporate	24422EWE5	Deere & Company	948,250.00	1,000,000.00	0.00	(48,306.42)	951,693.58	18,876.41	970,569.99
Solano County PARS 115	Corporate	06051GFX2	Bank of America Corporation	987,000.00	1,000,000.00	0.00	(9,847.57)	990,152.43	1,640.25	991,792.68
Solano County PARS 115	Corporate	037833DT4	Apple Inc.	949,580.00	1,000,000.00	0.00	(1,006.58)	998,993.42	(68.95)	998,924.47
Solano County PARS 115	Corporate	341081GN1	Florida Power & Light	992,130.00	1,000,000.00	0.00	(7,151.05)	992,848.95	16,307.26	1,009,156.21
Solano County PARS 115	Corporate	166764BL3	Chevron Corporation	1,447,267.50	1,500,000.00	0.00	(25,744.42)	1,474,255.58	6,677.05	1,480,932.63
Solano County PARS 115	Corporate	89236TKT1	Toyota Motor Corporation	2,179,265.00	2,200,000.00	0.00	(10,435.86)	2,189,564.14	15,349.81	2,204,913.94
Solano County PARS 115	Corporate	---	---	7,503,492.50	7,700,000.00	0.00	(102,491.90)	7,597,508.10	58,781.83	7,656,289.92

Solano County PARS 115
Municipal Bonds

Portfolio Name	Security Type	CUSIP	Issuer	Original Cost	Current Par	Premium	Discount	Book Value	Mark to Market	Market Value
Solano County PARS 115	Municipal Bonds	13063DC48	State of California	462,475.00	500,000.00	0.00	(30,284.19)	469,715.81	1,567.69	471,283.50
Solano County PARS 115	Municipal Bonds	13063DC48	State of California	462,475.00	500,000.00	0.00	(30,284.19)	469,715.81	1,567.69	471,283.50

Solano County PARS 115
US Treasury

Portfolio Name	Security Type	CUSIP	Issuer	Original Cost	Current Par	Premium	Discount	Book Value	Mark to Market	Market Value
Solano County PARS 115	US Treasury	9128284N7	Government of The United States	1,957,265.62	2,000,000.00	0.00	(35,703.71)	1,964,296.29	(5,858.79)	1,958,437.50
Solano County PARS 115	US Treasury	91282CKS9	Government of The United States	3,040,200.00	3,000,000.00	24,903.76	0.00	3,024,903.76	6,035.24	3,030,939.00
Solano County PARS 115	US Treasury	91282CKR1	Government of The United States	5,103,784.39	5,000,000.00	79,715.82	0.00	5,079,715.82	6,224.18	5,085,940.00
Solano County PARS 115	US Treasury	91282CEU1	Government of The United States	8,658,632.81	9,000,000.00	0.00	(24,290.70)	8,975,709.30	8,470.41	8,984,179.71
Solano County PARS 115	US Treasury	---	Government of The United States	18,759,882.82	19,000,000.00	104,619.58	(59,994.41)	19,044,625.17	14,871.04	19,059,496.21

Summary

Portfolio Name	Security Type	CUSIP	Issuer	Original Cost	Current Par	Premium	Discount	Book Value	Mark to Market	Market Value
Solano County PARS 115	---	---	---	34,222,975.32	34,700,000.00	104,619.58	(194,117.40)	34,610,502.18	75,620.23	34,686,122.41

Solano County PARS115	Cash			377,385.92	377,385.92	0.00	0.00	377,385.92	0.00	377,385.92
Solano County PARS115	Accrued Interest			500,755.95	500,755.95	0.00	0.00	500,755.95	0.00	500,755.95

Total Assets	35,101,117.19	35,578,141.87	104,619.58	(194,117.40)	35,488,644.05	75,620.23	35,564,264.28
--------------	---------------	---------------	------------	--------------	---------------	-----------	---------------

Report "of commission fees and other fees paid to persons not employed by the local agency for services in connection with investments under this article"
in accordance with California Government Code §53216.4

Recipient	Charges
US Bank: Securities Custody Services	1373.06
Public Agency Retirement Services (PARS): Plan Administration	3822.51



Solano County Treasury
Treasurer Charles Lomeli
PARS115 Transactions
April 1, 2025

Solano County PARS 115
Coupon

Portfolio Name	Transaction Type	Trade Date	Settlement Date	Post Date	CUSIP	Security Description	Quantity	Amount	Purchased/Sold Interest	Total Amount
Solano County PARS 115	Coupon	04/18/2025	04/18/2025	04/18/2025	24422EWE5	JOHN DEERE CAPITAL CORP 3.35 04/18/2029	0.00	0.00	0.00	16,750.00
Solano County PARS 115	Coupon	04/19/2025	04/19/2025	04/21/2025	06051GFX2	BANK OF AMERICA CORP 3.5 04/19/2026	0.00	0.00	0.00	17,500.00
Solano County PARS 115	Coupon	04/19/2025	04/19/2025	04/20/2025 ---	---		0.00	0.00	0.00	34,250.00