



## Agenda Submittal

**Agenda #:** 4 **Status:** Consent Calendar  
**Type:** Report **Department:** Treasurer-Tax Collector-County Clerk  
**File #:** 21-609 **Contact:** Charles Lomeli, 784-3419  
**Agenda date:** 8/3/2021 **Final action:** 8/3/2021  
**Title:** Accept the Solano County Treasurer's Quarterly Report for the period of April 1, 2021 through June 30, 2021

**Governing body:** Board of Supervisors

**District:** All

**Attachments:** 1. A - Letter to the Board, 2. B - Statement of Compliance, 3. C - Investment Portfolio, 4. D - Balance Sheet and Income Statement, 5. E - Yield Curve, 6. F - PARS 115 Report, 7. Minute Order

Date	Ver.	Action By	Action	Result
8/3/2021	1	Board of Supervisors		

Published Notice Required? Yes ☐ No ☒  
Public Hearing Required? Yes ☐ No ☒

### **DEPARTMENTAL RECOMMENDATION:**

It is recommended that the Board accept the County Treasurer's Quarterly Report for the period of April 1, 2021 through June 30, 2021.

### **SUMMARY:**

Submitted herein is the Treasurer's FY2020/21 Fourth Quarter Report, which contains the Treasurer's Statement of Compliance.

This report is provided for informational purposes only. All information contained in this report pertains to all county, district, agency and school district funds. This report is also available on the Treasurer's web site at [www.solanocounty.com](http://www.solanocounty.com).

### **FINANCIAL IMPACT:**

There is no financial impact in accepting this report. The costs associated with preparing the agenda item are nominal and absorbed by the department's FY2021/22 Adopted Budget.

### **ALTERNATIVES:**

The Board could elect not to accept this report at this time or request a change in content or format.

### **OTHER AGENCY INVOLVEMENT:**

This report will be promulgated to the distribution list on the Statement of Compliance and published on the Treasurer's website.

**CAO RECOMMENDATION:**

APPROVE DEPARTMENTAL RECOMMENDATION

**CHARLES LOMELI**  
Treasurer-Tax Collector-County Clerk  
calomeli@solanocounty.com

**MICHAEL COOPER**  
Assistant Treasurer-Tax Collector-  
County Clerk  
mrcooper@solanocounty.com

ttccc@solanocounty.com  
www.solanocounty.com

**TREASURER-TAX COLLECTOR-COUNTY CLERK**



**SOLANO  
COUNTY**

**LORI BUTLER-SLAPPY**  
Tax Collections Manager  
leslappy@solanocounty.com

**DENISE DIX**  
County Clerk Manager  
dmdix@solanocounty.com

675 Texas Street, Suite 1900  
Fairfield, CA 94533-6342  
(707) 784-7485  
Treasurer (707) 784-6295  
Fax (707) 784-6311

July 20, 2021

The Honorable Members of the Board of Supervisors  
County of Solano County  
675 Texas Street, Suite 6500  
Fairfield CA 94533

Honorable Members of the Board:

It is my pleasure to present the quarterly report for the fourth quarter of FY2020/21.

### **State of the Treasury**

The \$1.7 billion Treasurer's pool is managed in accordance with the tenets of California Government Code §53600.5 to provide for the safety of principal, adequate liquidity for all anticipated cash flow requirements, and a consistent rate of return commensurate with the established risk profile. The \$784.1 million currently held in cash and investments with six months or less left to maturity should provide adequate funding for all anticipated cash needs, while also affording the Treasury an opportunity to invest excess liquidity at higher rates.

The treasury pool is maintained with a duration designed to stabilize yields consistent with the risk profile established by the Treasurer. The treasury pool is also diversified from a credit risk perspective by maintaining a mix of investments that includes 11.0% in cash and cash equivalents, 32.1% in US Treasuries, 41.1% in Government Sponsored Enterprises, 4.6% in US Corporations, and 4.6% in Municipals; with the balance of 6.6% held in a variety of assets including mutual funds, commercial paper, and other holdings allowable under §53600.5.

### **Current Market Conditions Impacting the Treasury Pool**

Treasury managers monitor information provided by the Federal Reserve; its actions and information impact the interest rates at the short end of the curve where nearly all the treasury pool investments are made.

On June 16, 2021, the FOMC met and kept the Funds rate at .25 upper bound and .00 lower bound. The accompanying statement indicates progress on vaccinations will likely continue to reduce the effects of the public health crisis on the economy but risks to the economic outlook remain. The statement indicates inflation is likely to climb moderately higher than the stated goal of 2% for some time so that inflation averages 2% over time and longer-term expectations remain well anchored at 2%. The statement also indicated the purchase of treasury securities and mortgage backed securities will continue until substantial progress has been made toward the Committee's maximum unemployment and price stability goals have been achieved.

On July 14, 2021, The Federal Reserve released the latest Beige Book Summary of all twelve district reports. The Beige book is a Federal Reserve System publication about current economic conditions across the 12 Federal Reserve Districts. The report is intended to characterize the change in economic conditions since the last report and supplements the data and analysis used by the Federal Reserve economists and staff to assess economic conditions in the districts. The report indicates further moderate to robust growth and strengthened economic activity from late May to early July across the districts. Supply-side disruptions became more widespread, including shortages of materials and labor. Residential construction softened in several districts in

response to rising costs and commercial construction was mixed. Bank lending activity increased slightly in most districts. Prices increased at an above average pace, and construction costs remained high.

Inflation accelerated in June at the fastest pace in 13 years. The labor department reported that Consumer Price Index had increased .09% from May, which is now 5.4% above where it was a year ago. While inflation is rapidly accelerating, the Federal Reserve Chairman and Treasury Secretary of the Treasury in interviews and testimony said the elevated inflation levels are transitory and expected to subside in coming months. Treasury managers pay close attention to inflation and remarks by the Chairman regarding inflation because inflation can result in the FOMC increasing short term interest rates to reduce high levels of inflation that can threaten the economic recovery. An increase in short term interest rates will cause treasury managers to change the duration of the investment portfolio.

### **Expectations going forward**

Given the FOMC statement and data provided in the Beige Book Report, treasury managers expect interest rates on the short end of the interest rate curve to remain close to zero for the next two quarters. Treasury managers will carefully monitor inflation statistics as a significant move in inflation could cause the FOMC to take certain actions. As investments in the pool mature and are reinvested, the yield on newly invested funds will yield lower rates of return, and the pool earnings will be less than in previous quarters.

Credit quality of corporate securities will continue to be monitored closely, and investments will continue to be diversified to mitigate risk. Given the shape of the yield curve, elevated levels of liquidity will be maintained in the coming quarter.

Respectfully Submitted,  
CHARLES LOMELI  
Treasurer – Tax Collector – County Clerk

Attachment A – Letter to the Board  
Attachment B – Statement of Compliance  
Attachment C – Investment Portfolio  
Attachment D – Balance Sheet and Income Statement  
Attachment E – Yield Curve  
Attachment F – PARS 115 Report

**CHARLES LOMELI**  
Treasurer-Tax Collector-County Clerk  
calomeli@solanocounty.com

**MICHAEL COOPER**  
Assistant Treasurer-Tax Collector-  
County Clerk  
mrcooper@solanocounty.com

ttccc@solanocounty.com  
www.solanocounty.com

**TREASURER-TAX COLLECTOR-COUNTY CLERK**



**SOLANO  
COUNTY**

**LORI BUTLER-SLAPPY**  
Tax Collections Manager  
leslappy@solanocounty.com

**DENISE DIX**  
County Clerk Manager  
dmdix@solanocounty.com

675 Texas Street, Suite 1900  
Fairfield, CA 94533-6342  
(707) 784-7485  
Treasurer (707) 784-6295  
Fax (707) 784-6311

**STATEMENT OF COMPLIANCE**

June 30, 2021

Liquidity:

The Treasury has a cash and cash equivalent position (securities maturing within 6 months) of \$784 million dollars as of June 30, 2021. Based on historical trend analysis and projections by the various school districts, it is estimated that this cash position is adequate to meet projected liquidity requirements of the pool participants for the next six months.

Should the treasury experience unusual demands on cash, the liquidity position will be adjusted accordingly.

Investments:

The investment portfolio has been reviewed by the Treasurer-Tax Collector-County Clerk on June 30, 2021 and found to be in compliance with the Investment Policy.

Reporting and Distribution:

In accordance with Government code section 53607, a monthly report is submitted to the Clerk of the Board electronically.

In accordance with the Government Code section 53646 this non-mandated quarterly report is submitted to provide full disclosure to the Board and public.

This report is also made available to the Superintendent of Schools, the business managers of each district, many pool participants and the public at large via the Internet.

Respectfully Submitted,  
CHARLES LOMELI  
Treasurer-Tax Collector-County Clerk

**BOOK VALUE VS MARKET REPORT**

**Solano County Treasurer**

**INVESTMENT PORTFOLIO ACCOUNTING 7.80**

**LAST INTEREST ACCRUAL DATE: 06/30/2021**

<b>SECURITY ID/LOT NO.</b>	<b>DESCRIPTION</b>	<b>FAS115 CLASS</b>	<b>MATURITY/ CALL DATE</b>	<b>PAR VALUE</b>	<b>BOOK VALUE</b>	<b>MARKET VALUE</b>	<b>MARKET GAIN/LOSS</b>	<b>MARKET DATE</b>
<b>PORTFOLIO: POOL</b>								
<b>SECURITY TYPE: CD</b>								
13606CRS5/001	CIBCNY	AFS	04/19/2022	25,000,000.00	25,000,000.00	25,008,100.00	8,100.00	06/30/2021
<b>SECURITY TYPE: COMPAP</b>								
30229AUU1/001	EXXON MOBIL CORP	AFS	07/28/2021	15,000,000.00	14,997,480.93	15,000,000.00	2,519.07	06/30/2021
62479LUW3/001	MUFG BANK LTD	AFS	07/30/2021	25,000,000.00	24,998,993.05	25,000,000.00	1,006.95	06/30/2021
<b>TOTAL FOR SECURITY TYPE COMPAP</b>				<b>40,000,000.00</b>	<b>39,996,473.98</b>	<b>40,000,000.00</b>	<b>3,526.02</b>	
<b>SECURITY TYPE: CORP</b>								
949746SA0/001	WELLS FARGO & COMPANY	AFS	07/26/2021	15,000,000.00	15,003,446.49	15,019,047.15	15,600.66	06/30/2021
438516BM7/001	HONEYWELL INTERNATIONAL	AFS	11/01/2021	20,380,000.00	20,359,721.56	20,463,305.70	103,584.14	06/30/2021
90331HPC1/002	US BANK NA CINCINNATI	AFS	04/22/2022	4,000,000.00	4,030,163.90	4,079,356.16	49,192.26	06/30/2021
92826CAG7/001	VISA INC	AFS	09/15/2022	10,000,000.00	9,986,950.45	10,216,861.40	229,910.95	06/30/2021
46124HAA4/001	INTUIT INC	AFS	07/15/2023	5,964,000.00	5,999,447.57	5,994,069.00	-5,378.57	06/30/2021
89236THF5/001	TOYOTA MOTOR CREDIT CORP	AFS	08/14/2023	20,000,000.00	20,084,454.48	20,036,429.00	-48,025.48	06/30/2021
<b>TOTAL FOR SECURITY TYPE CORP</b>				<b>75,344,000.00</b>	<b>75,464,184.45</b>	<b>75,809,068.41</b>	<b>344,883.96</b>	
<b>SECURITY TYPE: FEDCOUP</b>								
3134GVS9/001	FHLMC	AFS	07/01/2021	15,000,000.00	15,000,000.00	14,960,519.85	-39,480.15	06/30/2021
3130AGLD5/001	FHLB	AFS	07/07/2021	20,000,000.00	20,005,526.67	20,006,863.20	1,336.53	06/30/2021
3130A8QS5/001	FHLB	AFS	07/14/2021	11,525,000.00	11,522,856.81	11,529,473.54	6,616.73	06/30/2021
3137EAEC9/001	FHLMC	AFS	08/12/2021	6,680,000.00	6,687,055.32	6,688,101.10	1,045.78	06/30/2021
3135G0N82/001	FNMA	AFS	08/17/2021	10,885,000.00	10,899,530.23	10,901,215.28	1,685.05	06/30/2021
3134GVS41/001	FHLMC	AFS	08/27/2021	25,000,000.00	25,000,000.00	25,005,070.75	5,070.75	06/30/2021
3134GWK39/001	FHLMC	AFS	09/08/2021	25,000,000.00	25,000,000.00	24,967,911.25	-32,088.75	06/30/2021
3130AK5A0/001	FHLB	AFS	09/10/2021	25,000,000.00	24,999,286.94	25,000,931.50	1,644.56	06/30/2021
31337JP7/001	FHLB	AFS	09/10/2021	20,000,000.00	20,030,975.07	20,088,346.20	57,371.13	06/30/2021
31337JP7/002	FHLB	AFS	09/10/2021	26,260,000.00	26,359,763.00	26,375,998.56	16,235.56	06/30/2021
313383ZU8/001	FHLB	AFS	09/10/2021	13,000,000.00	13,004,393.46	13,073,285.03	68,891.57	06/30/2021
3130AJGL7/001	FHLB	AFS	10/01/2021	10,000,000.00	10,000,000.00	10,006,242.50	6,242.50	06/30/2021
3135G0Q89/001	FNMA	AFS	10/07/2021	5,000,000.00	5,010,226.19	5,017,432.10	7,205.91	06/30/2021
3135G0Q89/002	FNMA	AFS	10/07/2021	20,000,000.00	20,061,364.80	20,069,728.40	8,363.60	06/30/2021
3130AF5B9/001	FHLB	AFS	10/12/2021	5,000,000.00	5,037,197.39	5,041,377.00	4,179.61	06/30/2021
3133EKY75/001	FFCB	AFS	10/15/2021	4,250,000.00	4,259,858.72	4,266,492.97	6,634.25	06/30/2021
3134GW6E1/001	FHLMC	AFS	11/02/2021	20,000,000.00	20,000,000.00	19,980,705.80	-19,294.20	06/30/2021

# BOOK VALUE VS MARKET REPORT

Solano County Treasurer

INVESTMENT PORTFOLIO ACCOUNTING 7.80

LAST INTEREST ACCRUAL DATE: 06/30/2021

SECURITY ID/LOT NO.	DESCRIPTION	FAS115 CLASS	MATURITY/ CALL DATE	PAR VALUE	BOOK VALUE	MARKET VALUE	MARKET GAIN/LOSS	MARKET DATE
313376C94/001	FHLB	AFS	12/10/2021	6,000,000.00	6,060,635.62	6,067,686.66	7,051.04	06/30/2021
3133EJ3B3/001	FFCB	AFS	12/17/2021	10,800,000.00	10,916,766.20	10,934,352.86	17,586.66	06/30/2021
3130AHSR5/001	FHLB	AFS	12/20/2021	25,000,000.00	25,003,214.42	25,184,030.25	180,815.83	06/30/2021
3130AHSR5/002	FHLB	AFS	12/20/2021	10,435,000.00	10,487,961.45	10,511,814.23	23,852.78	06/30/2021
3130AHSR5/003	FHLB	AFS	12/20/2021	10,000,000.00	10,058,257.95	10,073,612.10	15,354.15	06/30/2021
3130AHSR5/004	FHLB	AFS	12/20/2021	25,000,000.00	25,140,177.82	25,184,030.25	43,852.43	06/30/2021
3130AHSR5/005	FHLB	AFS	12/20/2021	15,000,000.00	15,082,030.00	15,110,418.15	28,388.15	06/30/2021
3130AHSR5/006	FHLB	AFS	12/20/2021	5,000,000.00	5,030,250.59	5,036,806.05	6,555.46	06/30/2021
3135G0S38/001	FNMA	AFS	01/05/2022	9,500,000.00	9,582,030.25	9,593,124.51	11,094.26	06/30/2021
313378CR0/001	FHLB	AFS	03/11/2022	30,000,000.00	30,443,591.35	30,452,415.90	8,824.55	06/30/2021
313378CR0/002	FHLB	AFS	03/11/2022	20,000,000.00	20,294,023.39	20,301,610.60	7,587.21	06/30/2021
3130AMEE8/001	FEDERAL HOME LOAN BANK	AFS	05/04/2022	22,650,000.00	22,647,938.03	22,642,058.68	-5,879.35	06/30/2021
3134GVJ66/001	FHLMC	AFS	06/08/2022	20,000,000.00	19,996,827.51	20,028,952.60	32,125.09	06/30/2021
313379Q69/001	FHLB	AFS	06/10/2022	10,000,000.00	10,025,670.86	10,191,157.70	165,486.84	06/30/2021
313379Q69/002	FHLB	AFS	06/10/2022	20,000,000.00	20,356,568.32	20,382,315.40	25,747.08	06/30/2021
3137EAET2/001	FHLMC	AFS	07/25/2022	25,000,000.00	24,985,749.24	25,005,573.75	19,824.51	06/30/2021
3135G05P4/001	FNMA	AFS	08/03/2022	9,842,000.00	9,861,844.46	9,842,920.62	-18,923.84	06/30/2021
313380GJ0/001	FHLB	AFS	09/09/2022	5,000,000.00	5,099,467.65	5,112,499.40	13,031.75	06/30/2021
3133EL6R0/001	FFCB	AFS	09/09/2022	30,000,000.00	29,995,410.18	30,009,392.70	13,982.52	06/30/2021
3133EMD66/001	FFCB	AFS	09/15/2022	20,000,000.00	19,997,586.48	19,987,707.80	-9,878.68	06/30/2021
3137EAEQ8/001	FHLMC	AFS	04/20/2023	20,000,000.00	20,010,690.86	20,044,732.00	34,041.14	06/30/2021
3137EAEN5/001	FHLMC	AFS	06/19/2023	20,000,000.00	21,014,039.04	20,981,342.00	-32,697.04	06/30/2021
3134GVQS0/001	FHLMC	AFS	06/28/2023	25,000,000.00	25,000,000.00	25,034,897.00	34,897.00	06/30/2021
3135G05G4/001	FNMA	AFS	07/10/2023	10,000,000.00	10,019,399.64	9,998,863.80	-20,535.84	06/30/2021
3137EAEW5/001	FHLMML	AFS	09/08/2023	10,000,000.00	10,008,498.74	9,990,103.00	-18,395.74	06/30/2021
TOTAL FOR SECURITY TYPE FEDCOUP				676,827,000.00	679,996,664.65	680,682,113.04	685,448.39	

## SECURITY TYPE: MUNICIPAL

797398DK7/001	SAN DIEGO CTY CA PENSION OBLIGATION	AFS	08/15/2021	10,905,000.00	10,952,424.07	10,982,861.70	30,437.63	06/30/2021
13059QAM7/001	CA SCHOOL FINANCE AUTH C	AFS	12/30/2021	20,000,000.00	20,009,661.46	20,004,600.00	-5,061.46	06/30/2021
76913CAW9/001	RIVERSIDE CO-TXBL-REV	AFS	02/15/2022	1,000,000.00	1,000,000.00	1,011,550.00	11,550.00	06/30/2021
13063DLY2/001	CALIFORNIA STATE -TXBL-A	AFS	04/01/2022	5,000,000.00	5,024,021.56	5,081,800.00	57,778.44	06/30/2021
13034AL32/001	CA STATE INFRASTRUCTURE BANK	AFS	10/01/2022	3,000,000.00	3,000,000.00	2,999,730.00	-270.00	06/30/2021
TOTAL FOR SECURITY TYPE MUNICIPAL				39,905,000.00	39,986,107.09	40,080,541.70	94,434.61	

## SECURITY TYPE: MUNICIPAL

5946107Z4/001	MICHIGAN STATE TXBL REF A	AFS	05/15/2022	3,000,000.00	3,009,409.66	3,090,600.00	81,190.34	06/30/2021
---------------	---------------------------	-----	------------	--------------	--------------	--------------	-----------	------------

# BOOK VALUE VS MARKET REPORT

Solano County Treasurer

INVESTMENT PORTFOLIO ACCOUNTING 7.80

LAST INTEREST ACCRUAL DATE: 06/30/2021

SECURITY ID/LOT NO.	DESCRIPTION	FAS115 CLASS	MATURITY/ CALL DATE	PAR VALUE	BOOK VALUE	MARKET VALUE	MARKET GAIN/LOSS	MARKET DATE
34153QUA2/001	FLORIDA STATE BOARD OF EDUCATION	AFS	06/01/2022	10,000,000.00	10,000,000.00	9,998,600.00	-1,400.00	06/30/2021
6446827E0/001	NEW HAMPSHIRE STATE GOB	AFS	12/01/2023	12,295,000.00	12,295,000.00	12,233,156.15	-61,843.85	06/30/2021
574193UG1/001	MARYLAND STATE	AFS	03/01/2024	5,000,000.00	5,000,000.00	4,977,100.00	-22,900.00	06/30/2021
97705MUJ2/001	WISCONSIN STATE	AFS	05/01/2024	3,500,000.00	3,498,985.57	3,483,865.00	-15,120.57	06/30/2021
TOTAL FOR SECURITY TYPE MUNINAT				33,795,000.00	33,803,395.23	33,783,321.15	-20,074.08	
SECURITY TYPE: SOL								
834SCFCP7I/001	SOLANO CTY 2013 COPS	AFS	11/15/2021	380,000.00	380,000.00	380,000.00	0.00	06/30/2021
834SCFCP7J/001	SOLANO CTY 2013 COPS	AFS	11/15/2022	390,000.00	390,000.00	390,000.00	0.00	06/30/2021
834SCFCP7K/001	SOLANO CTY 2013 COPS	AFS	11/15/2023	405,000.00	405,000.00	405,000.00	0.00	06/30/2021
834SCFCP7L/001	SOLANO CTY 2013 COPS	AFS	11/15/2024	415,000.00	415,000.00	415,000.00	0.00	06/30/2021
834SCFCP7M/001	SOLANO CTY 2013 COPS	AFS	11/15/2025	430,000.00	430,000.00	430,000.00	0.00	06/30/2021
834SCFCP7N/001	SOLANO CTY 2013 COPS	AFS	11/15/2026	445,000.00	445,000.00	445,000.00	0.00	06/30/2021
834SCFCP7O/001	SOLANO CTY 2013 COPS	AFS	11/15/2027	460,000.00	460,000.00	460,000.00	0.00	06/30/2021
TOTAL FOR SECURITY TYPE SOL				2,925,000.00	2,925,000.00	2,925,000.00	0.00	
SECURITY TYPE: SUPRA								
459058GH0/001	IBRD	AFS	07/23/2021	10,000,000.00	10,006,116.79	10,015,470.00	9,353.21	06/30/2021
459058JV6/001	INT BK RECON & DEVELOP	AFS	04/20/2023	19,650,000.00	19,620,308.79	19,603,429.50	-16,879.29	06/30/2021
4581X0CC0/001	INTER-AMERICAN DEVEL BK	AFS	10/04/2023	10,000,000.00	10,616,332.79	10,589,300.00	-27,032.79	06/30/2021
TOTAL FOR SECURITY TYPE SUPRA				39,650,000.00	40,242,758.37	40,208,199.50	-34,558.87	
SECURITY TYPE: TREASURY								
912828Y20/001	U S TREASURY	AFS	07/15/2021	20,000,000.00	20,001,493.06	20,019,960.00	18,466.94	06/30/2021
912828F6/001	U S TREASURY	AFS	08/31/2021	20,000,000.00	19,969,198.72	20,035,800.00	66,601.28	06/30/2021
912828D72/001	U S TREASURY	AFS	08/31/2021	30,000,000.00	29,994,253.79	30,097,200.00	102,946.21	06/30/2021
912828D72/002	U S TREASURY	AFS	08/31/2021	100,000,000.00	100,337,876.92	100,324,000.00	-13,876.92	06/30/2021
912828ZG8/001	U S TREASURY	AFS	03/31/2022	25,000,000.00	25,047,527.43	25,052,725.00	5,197.57	06/30/2021
9128286M7/001	U S TREASURY	AFS	04/15/2022	25,000,000.00	25,417,120.38	25,425,775.00	8,654.62	06/30/2021
9128286M7/002	U S TREASURY	AFS	04/15/2022	20,000,000.00	20,340,545.30	20,340,620.00	74.70	06/30/2021
912828ZR4/001	U S TREASURY	AFS	05/31/2022	25,000,000.00	24,993,402.80	25,005,850.00	12,447.20	06/30/2021
912828ZR4/002	U S TREASURY	AFS	05/31/2022	75,000,000.00	75,034,646.42	75,017,550.00	-17,096.42	06/30/2021
912828ZX1/001	US TREASURY	AFS	06/30/2022	25,000,000.00	25,012,860.22	25,005,850.00	-7,010.22	06/30/2021
912828ZX1/002	US TREASURY	AFS	06/30/2022	50,000,000.00	50,027,687.23	50,011,700.00	-15,987.23	06/30/2021
9128287C8/001	U S TREASURY	AFS	07/15/2022	10,000,000.00	10,172,670.64	10,170,310.00	-2,360.64	06/30/2021
91282CAG6/001	U S TREASURY	AFS	08/31/2022	25,000,000.00	24,993,341.95	25,000,975.00	7,633.05	06/30/2021
912828YW4/001	U S TREASURY	AFS	12/15/2022	25,000,000.00	25,535,515.99	25,530,275.00	-5,240.99	06/30/2021



# BOOK VALUE VS MARKET REPORT

Solano County Treasurer

INVESTMENT PORTFOLIO ACCOUNTING 7.80

LAST INTEREST ACCRUAL DATE: 06/30/2021

SECURITY ID/LOT NO.	DESCRIPTION	FAS115 CLASS	MATURITY/ CALL DATE	PAR VALUE	BOOK VALUE	MARKET VALUE	MARKET GAIN/LOSS	MARKET DATE
912828ZU7/001	US TREASURY	AFS	06/15/2023	25,000,000.00	25,043,667.13	25,002,925.00	-40,742.13	06/30/2021
91282CBA8/001	US TREASURY	AFS	12/15/2023	30,000,000.00	29,888,722.25	29,842,980.00	-45,742.25	06/30/2021
TOTAL FOR SECURITY TYPE TREASURY				530,000,000.00	531,810,530.23	531,884,495.00	73,964.77	
TOTAL FOR PORTFOLIO POOL				1,463,446,000.00	1,469,225,114.00	1,470,380,838.80	1,155,724.80	



Solano County Treasury  
Treasurer Charles Lomeli  
Statement of Assets  
June 30, 2021

Fiscal Year 2021  
June

Cash & Cash Equivalents

Total Cash & Cash Equivalents \$182,245,384.15

Non Cash Assets

Total Non Cash Assets \$4,162,437.71

Investments

Securities \$1,470,380,839.14

Total Investments \$1,470,380,839.14

Total Pooled Investment At Market Value \$1,656,788,661.00

Mark to Market Equity \$1,155,725.14

Total Pooled Investments At Book Value \$1,655,632,935.86

Other Treasury Holdings

Other Treasury Holdings \$13,173,189.19

PARS115 \$32,214,235.55

Total Other Treasury Holdings \$45,387,424.74

**TOTAL ASSETS AT MARKET VALUE \$1,702,176,085.74**

Exception Items

Deposits

Total Deposits in Treasury \$1,700,961,853.67

**TOTAL LIABILITIES \$1,700,961,853.67**

Mark to Market Equity \$1,359,744.35

Net Income to be Apportioned (\$145,512.28)

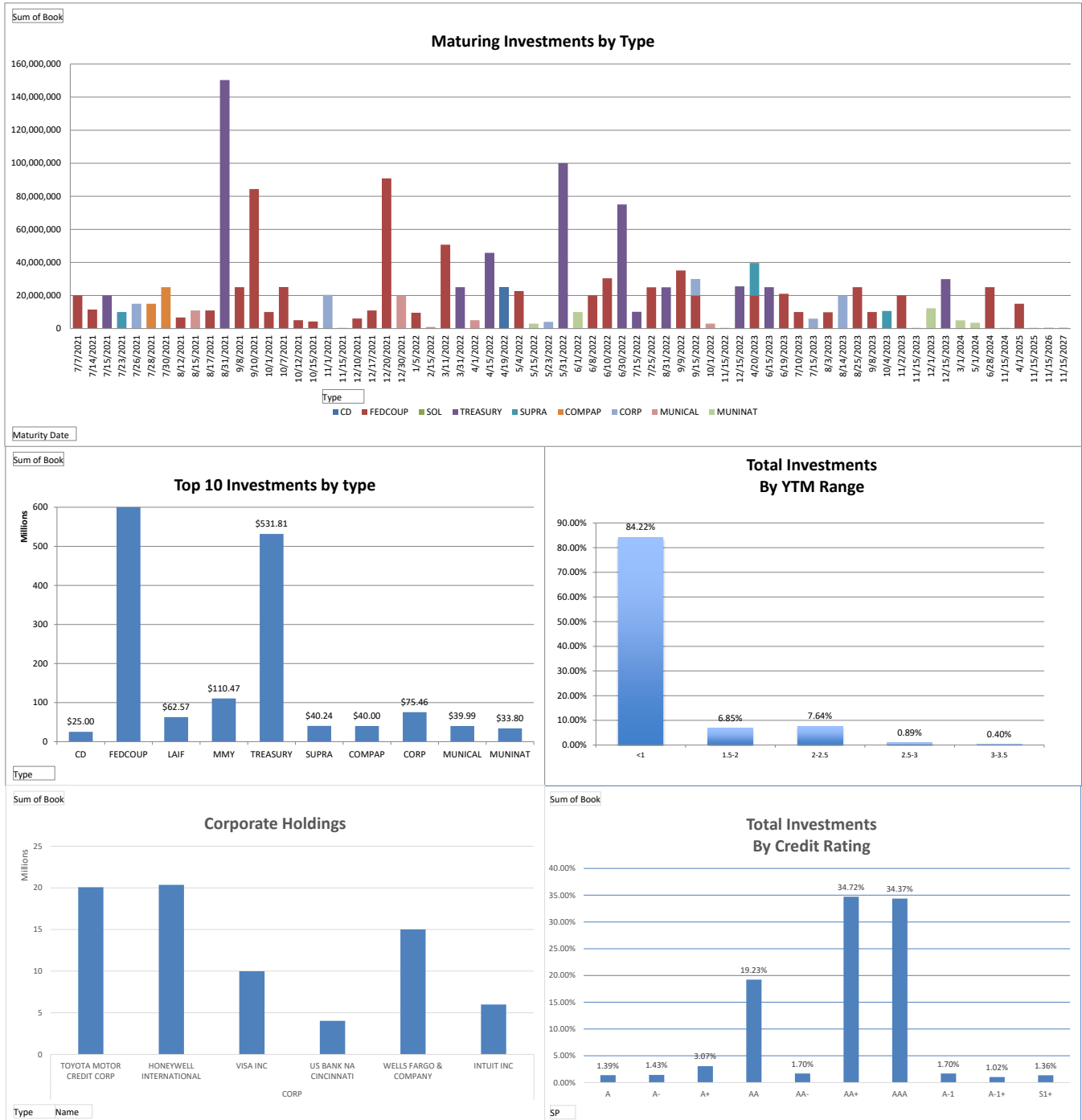
**TOTAL EQUITY \$1,214,232.07**

**NET ASSET VALUE OF POOLED INVESTMENTS\* 1.0007**

Charles Lomeli: Treasurer - Tax Collector - County Clerk

Date

Solano County Treasury  
Treasurer Charles Lomeli  
Portfolio Statistical Graphs  
June 30, 2021





# Solano County Treasury

## Treasurer Charles Lomeli

### Balance Sheet (End of Period)

### June 30, 2021

Fiscal Year 2021  
June

#### ASSETS

##### Cash & Cash Equivalents

Physical Cash	\$1,002.92
Sealed Bags	\$4,793,660.30
Deposits in Transit	\$2,487,812.38
<b>Total Cash on Hand</b>	<b>\$7,282,475.60</b>

Wells Fargo Deposit Account	\$904,805.00
Bank of America Deposit Account	\$951,517.99
First Northern Bank Lake Solano Park	\$9,262.00
Bank of Stockton	\$53,160.00
<b>Total Cash in Bank</b>	<b>\$1,918,744.99</b>

WF Money Market Account	\$5,902,991.20
UB Safekeeping Money Market Account	\$13,972.24
CAMP Money Market Account	\$34,933,368.22
CalTrust Liquidity Fund	\$34,572,336.84
CalTrust Blackrock FedFund	\$35,050,000.00
<b>Total Cash in Money Markets</b>	<b>\$110,472,668.50</b>

LAIF	\$62,571,495.06
<b>Total LAIF</b>	<b>\$62,571,495.06</b>

<b>Total Cash &amp; Cash Equivalents</b>	<b>\$182,245,384.15</b>
--	-------------------------

##### Non Cash Assets

Acc Int Money Markets	\$1,597.14
Acc Int LAIF	\$44,448.08
Acc Int Investment Securities	\$4,116,392.49
<b>Total Accrued Interest</b>	<b>\$4,162,437.71</b>

<b>Total Items in Transit</b>	<b>\$0.00</b>
-------------------------------	---------------

<b>Total Non Cash Assets</b>	<b>\$4,162,437.71</b>
------------------------------	-----------------------

##### Mutual Funds

<b>Total Mutual Funds</b>	<b>\$0.00</b>
---------------------------	---------------

##### Securities

Solano County Bonds Par	\$2,925,000.00
US Treasuries Par	\$530,000,000.00
US Treasuries Premium	\$1,971,610.72
US Treasuries Discount	(\$161,080.49)
US Treasuries Mk to Mkt	\$73,964.56
Municipals Par	\$73,700,000.00
Municipals Premium	\$90,516.75
Municipals Discount	(\$1,014.43)
Municipals Mk to Mkt	\$74,360.40



# Solano County Treasury

## Treasurer Charles Lomeli

### Balance Sheet (End of Period)

### June 30, 2021

	Fiscal Year 2021
	June
Fed Agencies Par	\$676,827,000.00
Fed Agencies Premium	\$3,199,009.46
Fed Agencies Discount	(\$29,344.81)
Fed Agencies Mk to Mkt	\$685,449.24
Commercial Paper Par	\$40,000,000.00
Commercial Paper Discount	(\$3,526.02)
Commercial Paper Mk to Mkt	\$3,526.02
CD Par	\$25,000,000.00
CD Mk to Mkt	\$8,100.00
Corporates Par	\$75,344,000.00
Corporates Premium	\$153,512.44
Corporates Discount	(\$33,327.99)
Corporates Mk to Mkt	\$344,883.55
Supranational Banks Par	\$39,650,000.00
Supranational Banks Premium	\$622,449.58
Supranational Banks Discount	(\$29,691.21)
Supranational Banks Mk to Mkt	(\$34,558.63)
<b>Total Securities</b>	<b>\$1,470,380,839.14</b>
<b>Total Investments</b>	<b>\$1,470,380,839.14</b>
<b>Total Pool at Market Value</b>	<b>\$1,656,788,661.00</b>
<u>Other Treasury Holdings</u>	
VCUSD iBank Muni Fund	\$12,619,121.16
VCUSD iBank Muni Fund Mk to Mkt	\$746.38
2005 Pension Obligation Bonds	\$457,222.98
2013 Cops	\$96,073.22
2017 Cops	\$25.45
<b>Total Bond Proceeds</b>	<b>\$13,173,189.19</b>
115 Trust Money Markets	\$3,830,394.36
115 Trust Accrued Interest	\$83,726.33
115 Trust Money Market Mark to Market	(\$12.85)
115 Trust Fed Agencies Par	\$8,000,000.00
115 Trust Fed Agencies Premium	\$23,727.59
115 Trust Fed Agencies Mk to Mkt	\$91,147.75
115 Trust Corporates Par	\$12,355,000.00
115 Trust Corporates Premium	\$90,576.84
115 Trust Corporates Discount	(\$195.78)
115 Trust Corporates Mk to Mkt	\$116,080.31
115 Trust Municipals Par	\$7,625,000.00
115 Trust Municipals Premium	\$2,733.38
115 Trust Municipals Mk to Mkt	(\$3,942.38)
<b>Total 115 Trust</b>	<b>\$32,214,235.55</b>
<b>Total Deposits With Others</b>	<b>\$45,387,424.74</b>



Solano County Treasury  
Treasurer Charles Lomeli  
Balance Sheet (End of Period)  
June 30, 2021

Fiscal Year 2021  
June

Total Other Treasury Holdings

\$45,387,424.74

TOTAL ASSETS

\$1,702,176,085.74

LIABILITIES

Exception Items

Total Bank Exceptions

\$0.00

Total Investment Portfolio Exceptions

\$0.00

Total Auditor - Controller Exceptions

\$0.00

Total Exception Items

\$0.00

Auditor - Controller Fund Balance

OneSolution Cash in Treasury

\$1,655,778,448.14

Total OneSolution Cash

\$1,655,778,448.14

OneSolution Bond Proceeds Dep With Others

\$553,321.65

OneSolution Pars 115 Trust

\$32,010,962.72

OneSolution VCUSD iBank 5390160

\$12,619,121.16

Total OneSolution Deposits With Others

\$45,183,405.53

Total Auditor - Controller Fund Balance

\$1,700,961,853.67

TOTAL LIABILITIES

\$1,700,961,853.67

EQUITY

Total Retained Earnings

\$0.00

Total Pool Mark to Market Equity

\$1,155,725.14

115 Trust Mark to Market Equity

\$203,272.83

VCUSD iBank Mark to Market Equity

\$746.38

Total Market to Market

\$1,359,744.35

Net Income

(\$145,512.28)

TOTAL EQUITY

\$1,214,232.07



Solano County Treasury  
Treasurer Charles Lomeli  
Balance Sheet (End of Period)  
June 30, 2021

Fiscal Year 2021

June

**TOTAL LIABILITIES & EQUITY**

**\$1,702,176,085.74**

=====



# Solano County Treasury

## Treasurer Charles Lomeli

### Balance Sheet (Average)

### June 30, 2021

Fiscal Year 2021  
June

#### ASSETS

##### Cash & Cash Equivalents

Physical Cash	\$1,002.92
Sealed Bags	\$1,942,383.71
Deposits in Transit	\$1,624,796.71
<b>Total Cash on Hand</b>	<b>\$3,568,183.34</b>

Wells Fargo Deposit Account	\$2,553,888.60
Bank of America Deposit Account	\$1,416,266.77
First Northern Bank Lake Solano Park	\$6,392.17
Bank of Stockton	\$46,248.53
<b>Total Cash in Bank</b>	<b>\$4,022,796.07</b>

WF Money Market Account	\$9,232,240.32
BAC Money Market Account	\$60,009.42
UB Safekeeping Money Market Account	\$249,961.40
CAMP Money Market Account	\$23,099,112.21
CalTrust Liquidity Fund	\$15,871,936.57
CalTrust Blackrock FedFund	\$18,750,000.00
<b>Total Cash in Money Markets</b>	<b>\$67,263,259.92</b>

LAIF	\$47,338,161.73
<b>Total LAIF</b>	<b>\$47,338,161.73</b>

<b>Total Cash &amp; Cash Equivalents</b>	<b>\$122,192,401.05</b>
--	-------------------------

##### Non Cash Assets

Acc Int Money Markets	\$1,248.71
Acc Int LAIF	\$33,164.74
Acc Int Investment Securities	\$4,646,715.38
<b>Total Accrued Interest</b>	<b>\$4,681,128.83</b>

WF Returned Checks	\$87.60
<b>Total Items in Transit</b>	<b>\$87.60</b>

<b>Total Non Cash Assets</b>	<b>\$4,681,216.43</b>
------------------------------	-----------------------

##### Mutual Funds

<b>Total Mutual Funds</b>	<b>\$0.00</b>
---------------------------	---------------

##### Securities

Solano County Bonds Par	\$2,925,000.00
US Treasuries Par	\$537,666,666.67
US Treasuries Premium	\$2,294,431.79
US Treasuries Discount	(\$187,712.01)
US Treasuries Mk to Mkt	\$440,080.94
Municipals Par	\$73,700,000.00
Municipals Premium	\$127,327.67





# Solano County Treasury

## Treasurer Charles Lomeli

### Balance Sheet (Average)

### June 30, 2021

	Fiscal Year 2021
	June
Municipals Discount	(\$1,042.31)
Municipals Mk to Mkt	\$162,905.69
Fed Agencies Par	\$710,382,533.33
Fed Agencies Premium	\$3,624,885.20
Fed Agencies Discount	(\$36,228.19)
Fed Agencies Mk to Mkt	\$1,089,066.62
Commercial Paper Par	\$15,833,333.33
Commercial Paper Discount	(\$5,270.42)
Commercial Paper Mk to Mkt	\$5,270.42
CD Par	\$25,000,000.00
CD Mk to Mkt	\$6,577.50
Corporates Par	\$64,677,333.33
Corporates Premium	\$117,568.48
Corporates Discount	(\$39,012.88)
Corporates Mk to Mkt	\$482,634.21
Supranational Banks Par	\$39,650,000.00
Supranational Banks Premium	\$652,743.36
Supranational Banks Discount	(\$31,015.63)
Supranational Banks Mk to Mkt	\$24,610.26
<b>Total Securities</b>	<b>\$1,478,562,687.37</b>
<b>Total Investments</b>	<b>\$1,478,562,687.37</b>
<b>Total Pool</b>	<b>\$1,605,436,304.85</b>
<u>Other Treasury Holdings</u>	
VCUSD iBank Muni Fund	\$12,619,046.94
VCUSD iBank Muni Fund Mk to Mkt	\$746.38
2005 Pension Obligation Bonds	\$457,218.67
2013 Cops	\$96,072.03
2017 Cops	\$23.65
<b>Total Bond Proceeds</b>	<b>\$13,173,107.67</b>
115 Trust Cash	(\$1,014,094.09)
115 Trust Money Markets	\$2,514,102.92
115 Trust Accrued Interest	\$84,127.20
115 Trust Money Market Mark to Market	(\$43.34)
115 Trust US Treasuries Par	\$2,900,000.00
115 Trust US Treasuries Discount	(\$1,147.84)
115 Trust US Treasuries Mk to Mkt	\$3,708.54
115 Trust Fed Agencies Par	\$8,000,000.00
115 Trust Fed Agencies Premium	\$26,034.22
115 Trust Fed Agencies Mk to Mkt	\$106,146.97
115 Trust Corporates Par	\$12,355,000.00
115 Trust Corporates Premium	\$97,414.45
115 Trust Corporates Discount	(\$204.20)
115 Trust Corporates Mk to Mkt	\$135,992.73
115 Trust Municipals Par	\$7,025,000.00
115 Trust Municipals Premium	\$4,600.00



# Solano County Treasury Treasurer Charles Lomeli Balance Sheet (Average) June 30, 2021

	Fiscal Year 2021 June
115 Trust Municipals Mk to Mkt	\$1,838.54
<b>Total 115 Trust</b>	<b>\$32,238,476.11</b>
<b>Total OPEB Trust</b>	<b>\$0.00</b>
<b>Total Other Treasury Holdings</b>	<b>\$45,411,583.78</b>
<b>TOTAL ASSETS</b>	<b>\$1,650,847,888.62</b>

## LIABILITIES

### Exception Items

In Bank Pending Permit	\$9.13
WF EX Tax Collector	(\$4,012.85)
<b>Total Bank Exceptions</b>	<b>(\$4,003.71)</b>
<b>Total Investment Portfolio Exceptions</b>	<b>\$0.00</b>
<b>Total Auditor - Controller Exceptions</b>	<b>\$0.00</b>
<b>Total Exception Items</b>	<b>(\$4,003.71)</b>

### Auditor - Controller Fund Balance

OneSolution Cash in Treasury	\$1,603,027,797.74
<b>Total OneSolution Cash</b>	<b>\$1,603,027,797.74</b>
OneSolution Bond Proceeds Dep With Others	\$553,314.35
OneSolution Pars 115 Trust	\$31,989,204.42
OneSolution VCUSD iBank 5390160	\$12,619,046.94
<b>Total OneSolution Deposits With Others</b>	<b>\$45,161,565.71</b>
<b>Total Auditor - Controller Fund Balance</b>	<b>\$1,648,189,363.44</b>

<b>TOTAL LIABILITIES</b>	<b>\$1,648,185,359.73</b>
--------------------------	---------------------------

## EQUITY

<b>Total Retained Earnings</b>	<b>\$0.00</b>
Total Pool Mark to Market Equity	\$2,211,145.64
115 Trust Mark to Market Equity	\$247,643.44
VCUSD iBank Mark to Market Equity	\$746.38



Solano County Treasury  
Treasurer Charles Lomeli  
Balance Sheet (Average)  
June 30, 2021

	Fiscal Year 2021
	June
Total Market to Market	\$2,459,535.46
Net Income	\$202,993.44
TOTAL EQUITY	<u>\$2,662,528.89</u>
TOTAL LIABILITIES & EQUITY	<u>\$1,650,847,888.62</u>



Solano County Treasury  
Treasurer Charles Lomeli  
Balance Sheet (Percentages)  
June 30, 2021

Fiscal Year 2021  
June

**TREASURY POOL**

Cash & Cash Equivalents

Cash on Hand	\$7,282,475.60
	<b>0.44%</b>
Cash in Bank	\$1,918,744.99
	<b>0.12%</b>
Cash in Money Markets	\$110,472,668.50
	<b>6.67%</b>
LAIF	\$62,571,495.06
	<b>3.78%</b>

---

<b>Total Cash &amp; Cash Equivalents</b>	<b>11.00%</b>
--	---------------

Non Cash Assets

Non Cash Assets	\$4,162,437.71
	<b>0.25%</b>

---

<b>Total Non Cash Assets</b>	<b>0.25%</b>
------------------------------	--------------

Mutual Funds

Mutual Funds	\$0.00
	<b>0.00%</b>

---

<b>Total Mutual Funds</b>	<b>0.00%</b>
---------------------------	--------------

Securities

US Treasuries	\$531,884,494.79
	<b>32.10%</b>
Federal Agencies	\$680,682,113.89
	<b>41.08%</b>
Corporates	\$75,809,068.00
	<b>4.58%</b>
Municipals	\$76,788,862.72
	<b>4.63%</b>
Commercial Paper	\$40,000,000.00
	<b>2.41%</b>
Certificates of Deposit	\$25,008,100.00
	<b>1.51%</b>
Supranationals	\$40,208,199.74
	<b>2.43%</b>

---

<b>Total Securities</b>	<b>88.75%</b>
-------------------------	---------------

---

**TOTAL TREASURY POOL**

**100.00%**



Solano County Treasury  
Treasurer Charles Lomeli  
Balance Sheet (Percentages)  
June 30, 2021

	Fiscal Year 2021 June
<u>Cash &amp; Cash Equivalents</u>	
	<b>0.00%</b>
115 Trust Money Markets	\$3,830,394.36
	<b>11.89%</b>
	-----
<b>Total Cash and Cash Equivalents</b>	<b>11.89%</b>
 <u>Non Cash Assets</u>	
115 Trust Accrued Interest	\$83,726.33
	<b>0.26%</b>
	<b>0.00%</b>
	-----
<b>Total Non Cash Assets</b>	<b>0.26%</b>
 <u>Mutual Funds</u>	
	<b>0.00%</b>
	-----
<b>Total Mutual Funds</b>	<b>0.00%</b>
 <u>Securities</u>	
	<b>0.00%</b>
Federal Agencies	\$8,114,875.34
	<b>25.19%</b>
Corporates	\$12,561,461.37
	<b>38.99%</b>
Municipals	\$7,623,791.00
	<b>23.67%</b>
	-----
<b>Total Securities</b>	<b>87.85%</b>
	-----
<b>TOTAL 115 TRUST</b>	<b>100.00%</b>



Solano County Treasury  
Treasurer Charles Lomeli  
Income Statement  
June 30, 2021

Fiscal Year 2021  
June

**POOL INCOME**

Short Term Investments

Bank Deposit Income	\$0.00
<b>Total Bank Deposit</b>	<b>\$0.00</b>

Wells Fargo	\$70.56
Union Bank	\$22.18
CAMP	\$954.49
CalTrust BlackRock TempFund Income	\$414.07
Cal Trust Money Market	\$360.45
<b>Total Money Markets</b>	<b>\$1,821.75</b>

LAIF	\$11,672.42
<b>Total LAIF</b>	<b>\$11,672.42</b>

<b>Total Short Term Income</b>	<b>\$13,494.17</b>
--------------------------------	--------------------

Mutual Funds

<b>Total Mutual Fund Income</b>	<b>\$0.00</b>
---------------------------------	---------------

Long Term Investments

Interest Earnings 53601A	\$8,141.24
Premium Amortization	\$0.00
Discount Accretion	\$0.00
Gain/Loss on Sale	\$0.00
<b>Total County Bonds</b>	<b>\$8,141.24</b>

Interest Earnings 53601B	\$537,310.48
Premium Amortization	(\$363,047.66)
Discount Accretion	\$27,549.85
Gain/Loss on Sale	\$0.00
<b>Total US Treasuries</b>	<b>\$201,812.67</b>

Interest Earnings 53601C	\$83,376.86
Premium Amortization	(\$38,080.26)
Discount Accretion	\$28.84
Gain/Loss on Sale	\$0.00
<b>Total Municipals</b>	<b>\$45,325.44</b>

Interest Earnings 53601F	\$711,298.09
Premium Amortization	(\$447,284.04)
Discount Accretion	\$7,120.74
Gain/Loss on Sale	\$0.00
<b>Total Fed Agency</b>	<b>\$271,134.79</b>

Interest Earnings 53601G	\$0.00
Premium Amortization	\$0.00
Discount Accretion	\$2,846.22



# Solano County Treasury

## Treasurer Charles Lomeli

### Income Statement

### June 30, 2021

Fiscal Year 2021

June

Gain/Loss on Sale	\$0.00
<b>Total Commercial Paper</b>	<b>\$2,846.22</b>

Interest Earnings 53601H	\$4,583.33
Premium Amortization	\$0.00
Discount Accretion	\$0.00
Gain/Loss on Sale	\$0.00
<b>Total Certificates of Deposit</b>	<b>\$4,583.33</b>

Interest Earnings 53601J	\$91,538.56
Premium Amortization	(\$10,264.87)
Discount Accretion	\$5,880.92
Gain/Loss on Sale	\$0.00
<b>Total Corporates</b>	<b>\$87,154.61</b>

Interest Earnings 53601Q	\$49,963.55
Premium Amortization	(\$31,338.39)
Discount Accretion	\$1,370.09
Gain/Loss on Sale	\$0.00
<b>Total Supranational Bonds</b>	<b>\$19,995.25</b>

<b>Total Long Term Income</b>	<b>\$640,993.55</b>
-------------------------------	---------------------

<b>Total Income</b>	<b>\$654,487.72</b>
---------------------	---------------------

#### Treasury Operating Costs

Interest Apportionment Expense	\$1,587,849.78
<b>Total Treasury Apportioned</b>	<b>(\$1,587,849.78)</b>

<b>Total Expense</b>	<b>(\$1,587,849.78)</b>
----------------------	-------------------------

<b>TREASURY POOL UNAPPORTIONED</b>	<b>(\$933,362.06)</b>
------------------------------------	-----------------------

## 115 TRUST

#### Short Term Investments

115 Trust Cash & Money Mkt Income	\$25.14
<b>Total Cash &amp; Money Markets</b>	<b>\$25.14</b>

#### Mutual Funds

<b>Total Mutual Funds</b>	<b>\$0.00</b>
---------------------------	---------------

#### Long Term Investments

115 Trust US Treasuries Income	\$3,984.39
115 Trust Fed Agencies Income	\$9,642.99
115 Trust Corporates Income	\$12,716.88
115 Trust Municipals Income	\$1,199.45
<b>Total Long Term Investments</b>	<b>\$27,543.71</b>



Solano County Treasury  
Treasurer Charles Lomeli  
Income Statement  
June 30, 2021

Fiscal Year 2021  
June

**Total Income**

**\$27,568.85**

Management Costs

115 Trust Earnings Distribution

\$22,508.59

115 Trust Safekeeping Expense

\$1,349.18

115 Trust PARS Expenses

\$3,711.08

**Total 115 Trust Management Charges**

**\$5,060.26**

**Total Expense**

**\$27,568.85**

**115 TRUST NET INCOME**

**\$0.00**





# Solano County Treasury

## Treasurer Charles Lomeli

### Yields

### June 30, 2021

Fiscal Year 2021

June

Yield

#### YIELDS

Bank Deposits	0.000%
Wells Fargo Money Market	0.009%
Bank Of America Money Market	0.000%
Union Bank Money Market	0.108%
Camp	0.050%
Cal Trust Money Market	0.013%

---

<b>Wt Ave Of All MMY</b>	<b>0.033%</b>
--------------------------	---------------

<b>Local Agency Investment Fund</b>	<b>0.300%</b>
-------------------------------------	---------------

Cal Trust Short	0.000%
Cal Trust Short TR	0.000%
Cal Trust Medium	0.000%
Cal Trust Medium TR	0.000%

---

<b>Wt Ave of All Mutual Funds</b>	<b>0.000%</b>
-----------------------------------	---------------

<b>Wt Ave of All Mutual Funds TR</b>	<b>0.000%</b>
--------------------------------------	---------------

Solano County Bonds	3.386%
Solano County Bonds TR	3.386%
US Treasury Securities	0.455%
US Treasury Securities TR	0.455%
Municipals	0.747%
Municipals TR	0.747%
Federal Agencies	0.462%
Federal Agencies TR	0.462%
Commercial Paper	0.219%
Commerical Paper TR	0.219%
Certificates of Deposit	0.223%
Cerificates of Deposit TR	0.223%
Corporate Securities	1.638%
Corporate Securities TR	1.638%
Sovereign Securities	0.604%
Sovereign Securities TR	0.604%

---

<b>Wt Ave Of All Securities</b>	<b>0.528%</b>
---------------------------------	---------------

<b>Wt Ave Of All Securities TR</b>	<b>0.528%</b>
------------------------------------	---------------

---

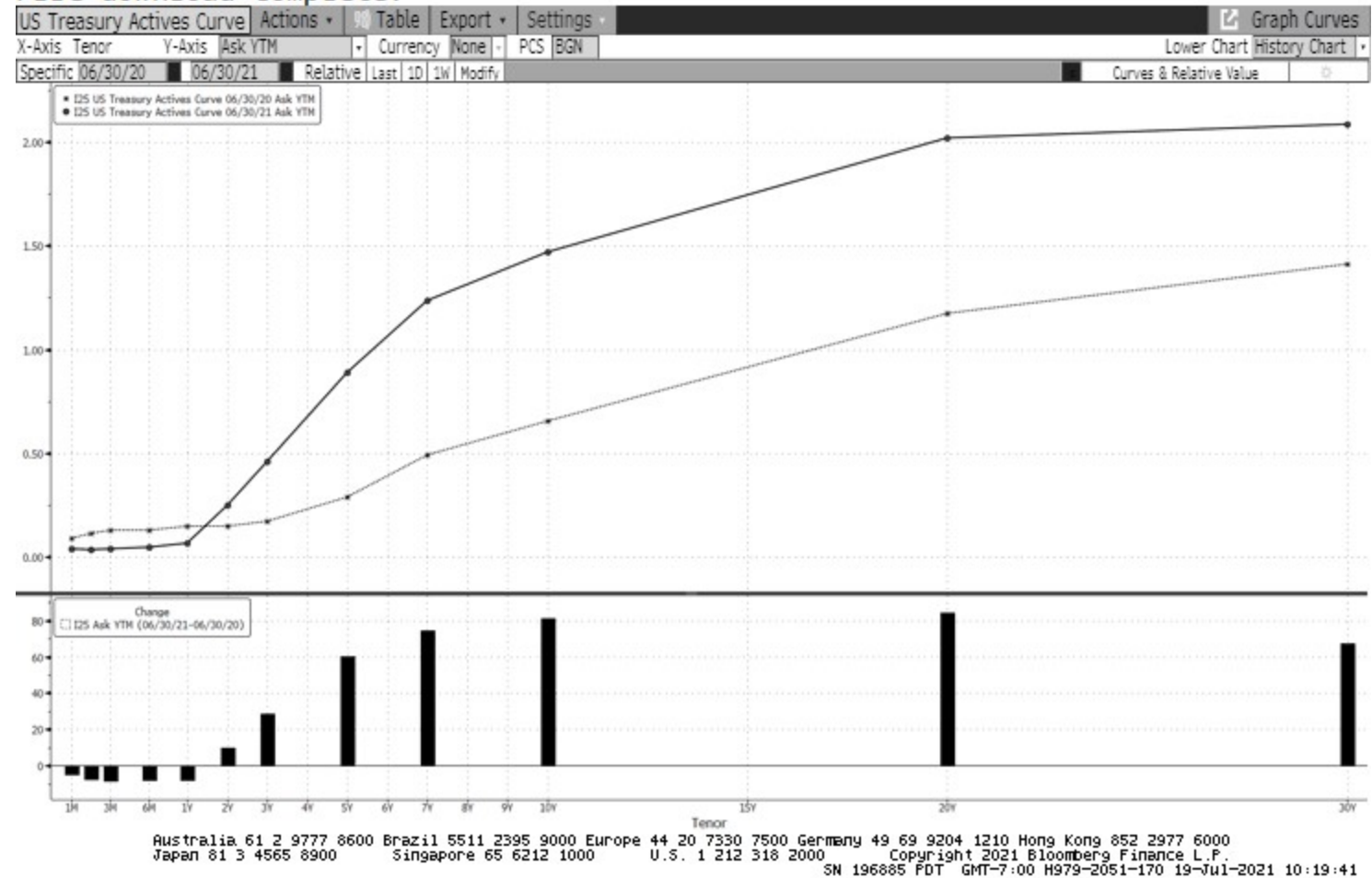
<b>Total Pool</b>	<b>0.498%</b>
-------------------	---------------

<b>Total Pool TR</b>	<b>0.498%</b>
----------------------	---------------

<b>Bond Yield</b>	<b>0.000%</b>
-------------------	---------------

<b>PARS 115 Yield</b>	<b>1.040%</b>
-----------------------	---------------

File download complete.



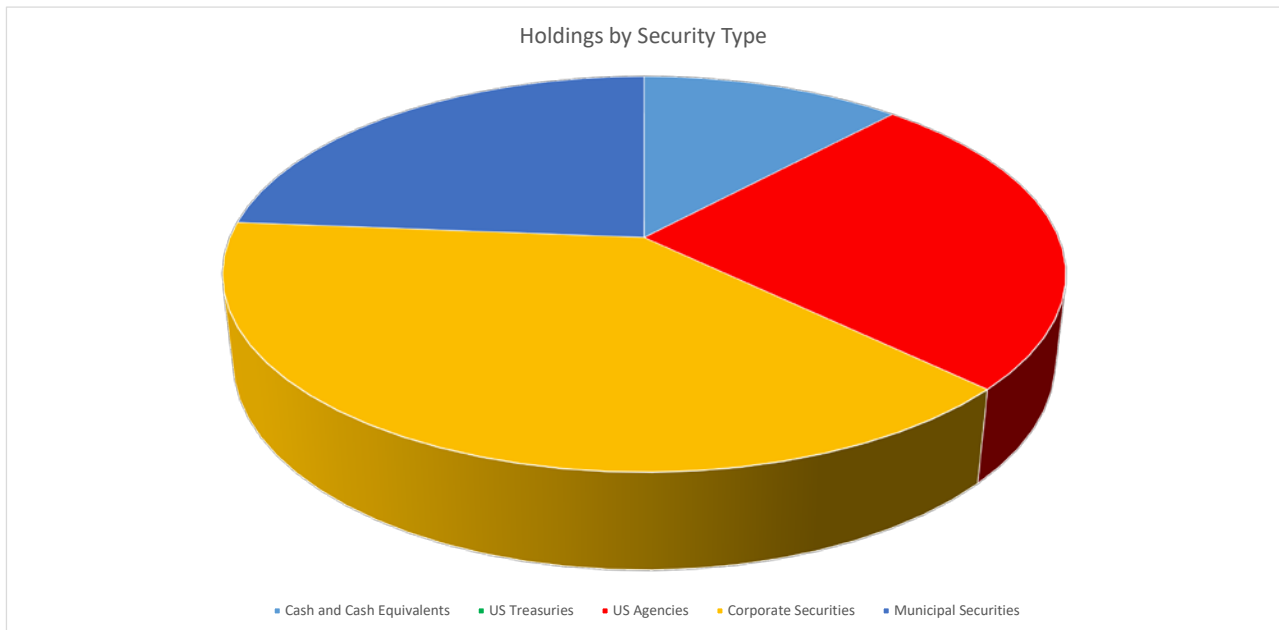
**Solano County**  
**PARS 115 Trust**  
**Account Summary Report**  
**June 30, 2021**

**Holdings by Security Type**

	Acquisition Cost	Book Value	Market Value
Cash and Cash Equivalents	3,830,394.36	3,830,394.36	3,830,381.51
US Treasuries	-	-	-
US Agencies	8,064,380.00	8,023,727.59	8,114,875.34
Corporate Securities	12,549,163.56	12,445,381.06	12,561,461.36
Municipal Securities	7,645,940.00	7,627,733.38	7,623,791.00
<b>Total Security Holdings</b>	<b>32,089,877.92</b>	<b>31,927,236.39</b>	<b>32,130,509.21</b>
<b>Accrued Income</b>	<b>83,726.33</b>	<b>83,726.33</b>	<b>83,726.33</b>
<b>Grand Total</b>	<b>32,173,604.25</b>	<b>32,010,962.72</b>	<b>32,214,235.54</b>

Estimated Annual Income 335,115.14

Yield on Total Assets 1.04%



Report \*of commission fees and other fees paid to persons not employed by the local agency for services in connection with investments under this article" in accordance with California Government Code §53216.4

Recipient	Charges*
US Bank: Securities Custody Services	\$ 14,853.38
Public Agency Retirement Services (PARS): Plan Administration	\$ 46,861.97

\* Total fees paid to named recipient in the twelve months preceeding the reporting date.

## BOOK VALUE VS MARKET REPORT

Solano County Treasurer

INVESTMENT PORTFOLIO ACCOUNTING 7.80

LAST INTEREST ACCRUAL DATE: 06/30/2021

SECURITY ID/LOT NO.	DESCRIPTION	FAS115 CLASS	MATURITY/ CALL DATE	PAR VALUE	BOOK VALUE	MARKET VALUE	MARKET GAIN/LOSS	MARKET DATE
PORTFOLIO: PARS115								
SECURITY TYPE: 115CORPS								
94974BFC9/001	WELLS FARGO & CO	AFS	03/08/2022	2,000,000.00	2,019,355.50	2,044,528.22	25,172.72	06/30/2021
22160KAK1/001	COSTCO WHOLESALE CORP	AFS	04/18/2022	1,105,000.00	1,124,223.09	1,123,346.66	-876.43	06/30/2021
90331HPC1/001	US BANK NA CINCINNATI	AFS	04/22/2022	2,000,000.00	2,015,081.85	2,039,678.08	24,596.23	06/30/2021
02007GLD3/001	ALLY BANK	AFS	08/15/2022	250,000.00	250,000.00	255,322.50	5,322.50	06/30/2021
14042RNC1/001	CAPITAL ONE NA	AFS	08/22/2022	250,000.00	250,000.00	255,120.25	5,120.25	06/30/2021
14042TBZ9/001	CAPITAL ONE BANK USA NA	AFS	08/22/2022	250,000.00	250,000.00	255,120.25	5,120.25	06/30/2021
38149MEY5/001	GOLDMAN SACHS BANK	AFS	08/22/2022	250,000.00	250,000.00	255,263.50	5,263.50	06/30/2021
61760AV22/001	MORGAN STANLEY PVT BANK	AFS	08/22/2022	250,000.00	250,000.00	255,120.25	5,120.25	06/30/2021
7954503Y9/001	SALLIE MAE BANK	AFS	08/22/2022	250,000.00	250,000.00	255,263.50	5,263.50	06/30/2021
12556LBB1/001	CIT BANK NA	AFS	08/23/2022	250,000.00	250,000.00	255,275.25	5,275.25	06/30/2021
58404DFA4/001	MEDALLION BANK UTAH	AFS	08/23/2022	250,000.00	250,000.00	254,977.25	4,977.25	06/30/2021
87270LCR2/001	TIAA FSB	AFS	08/26/2022	250,000.00	250,000.00	255,298.00	5,298.00	06/30/2021
037833DV9/001	APPLE INC	AFS	05/11/2023	2,500,000.00	2,522,154.36	2,521,562.77	-591.59	06/30/2021
023135BV7/001	AMAZON.COM INC	AFS	05/12/2023	1,500,000.00	1,499,804.22	1,498,426.19	-1,378.03	06/30/2021
740816AJ2/001	PRES & FELLOWS OF HARVARD	AFS	10/01/2023	1,000,000.00	1,014,762.04	1,037,158.69	22,396.65	06/30/2021
TOTAL FOR SECURITY TYPE 115CORPS				12,355,000.00	12,445,381.06	12,561,461.36	116,080.30	
SECURITY TYPE: 115FEDAG								
911759MU9/001	HOUSING URBAN DEVELOPMENT	AFS	08/01/2021	1,000,000.00	1,000,000.00	1,002,101.61	2,101.61	06/30/2021
6903536M4/001	OPIC	AFS	09/20/2021	2,000,000.00	2,000,596.63	2,045,844.34	45,247.71	06/30/2021
3134GVJ66/002	FHLMC	AFS	06/08/2022	2,000,000.00	2,001,116.81	2,002,895.26	1,778.45	06/30/2021
3130A5P45/001	FHLB	AFS	06/10/2022	3,000,000.00	3,022,014.15	3,064,034.13	42,019.98	06/30/2021
TOTAL FOR SECURITY TYPE 115FEDAG				8,000,000.00	8,023,727.59	8,114,875.34	91,147.75	
SECURITY TYPE: 115MUNI								
373385HC0/001	GEORGIA ST-B-GROUP 1	AFS	08/01/2021	2,000,000.00	2,001,767.23	2,001,840.00	72.77	06/30/2021
835631NZ1/001	SONOMA VALLEY USD	AFS	08/01/2021	2,000,000.00	2,000,000.00	2,000,020.00	20.00	06/30/2021
918608UG3/001	VACAVILLE USD REF TXBL	AFS	08/01/2021	250,000.00	250,000.00	250,022.50	22.50	06/30/2021
13059QAM7/002	CA SCHOOL FINANCE AUTH C	AFS	12/30/2021	2,000,000.00	2,000,966.15	2,000,460.00	-506.15	06/30/2021
918608UH1/001	VACAVILLE USD REF TXBL	AFS	08/01/2022	175,000.00	175,000.00	175,374.50	374.50	06/30/2021
918608UJ7/001	VACAVILLE USD REF TXBL	AFS	08/01/2023	200,000.00	200,000.00	200,654.00	654.00	06/30/2021
574193UG1/002	MARYLAND STATE	AFS	03/01/2024	1,000,000.00	1,000,000.00	995,420.00	-4,580.00	06/30/2021
TOTAL FOR SECURITY TYPE 115MUNI				7,625,000.00	7,627,733.38	7,623,791.00	-3,942.38	

**BOOK VALUE VS MARKET REPORT****Solano County Treasurer****INVESTMENT PORTFOLIO ACCOUNTING 7.80****LAST INTEREST ACCRUAL DATE: 06/30/2021**

<b>SECURITY ID/LOT NO.</b>	<b>DESCRIPTION</b>	<b>FAS115 CLASS</b>	<b>MATURITY/ CALL DATE</b>	<b>PAR VALUE</b>	<b>BOOK VALUE</b>	<b>MARKET VALUE</b>	<b>MARKET GAIN/LOSS</b>	<b>MARKET DATE</b>
<b>TOTAL FOR PORTFOLIO PARS115</b>				<b>27,980,000.00</b>	<b>28,096,842.03</b>	<b>28,300,127.70</b>	<b>203,285.67</b>	



# Solano County

675 Texas Street  
Fairfield, California 94533  
www.solanocounty.com

## Meeting Minutes - Action Only Board of Supervisors

*John M. Vasquez (Dist. 4), Chair*  
(707) 784-6129

*Monica Brown (Dist. 2), Vice-Chair*  
(707) 784-3031

*Erin Hannigan (Dist. 1)*  
(707) 553-5363

*James P. Spering (Dist. 3)*  
(707) 784-6136

*Mitch Mashburn (Dist. 5)*  
(707) 784-6130

---

Tuesday, August 3, 2021

9:00 AM

Board of Supervisors Chambers

---

- 4      [21-609](#)      Accept the Solano County Treasurer's Quarterly Report for the period of April 1, 2021 through June 30, 2021

Attachments:      [A - Letter to the Board](#)  
                                 [B - Statement of Compliance](#)  
                                 [C - Investment Portfolio](#)  
                                 [D - Balance Sheet and Income Statement](#)  
                                 [E - Yield Curve](#)  
                                 [F - PARS 115 Report](#)

Accepted